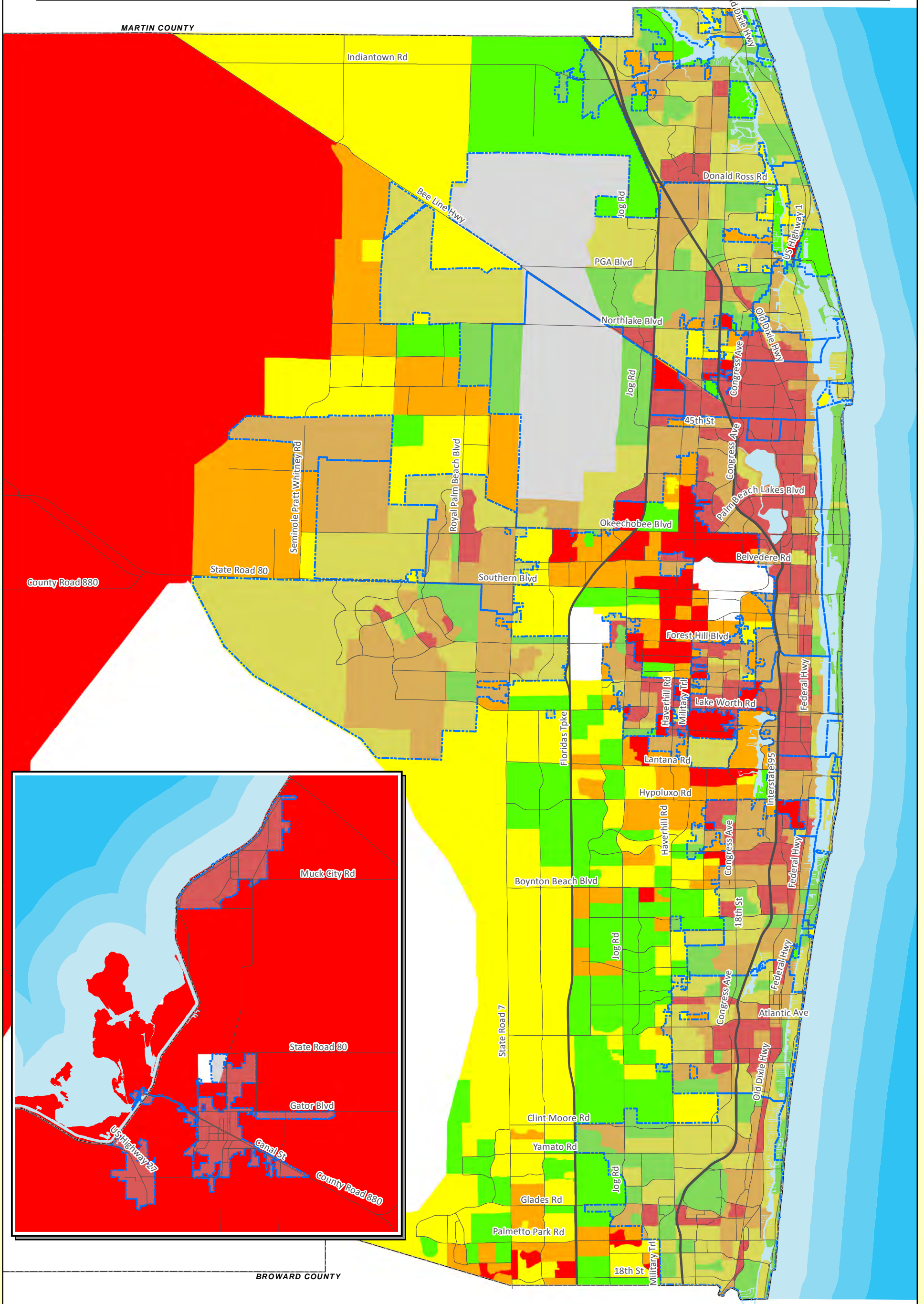


2 0 2 0 C e n s u s

Low Response Score (Replacing Hard to Count)

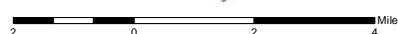


Date: 2/25/19
 Contact: PBC Planning Division
 Filename: N:\CensusData\Census 2020\LRs
 Source: 2018 US Census Planning Database

Note: Map is not official, for presentation purposes only.

LRS (Low Response Score)

- 0 - 12.3
- 12.4 - 18.2
- 18.3 - 25.1
- 25.2 - 45.6
- Municipalities

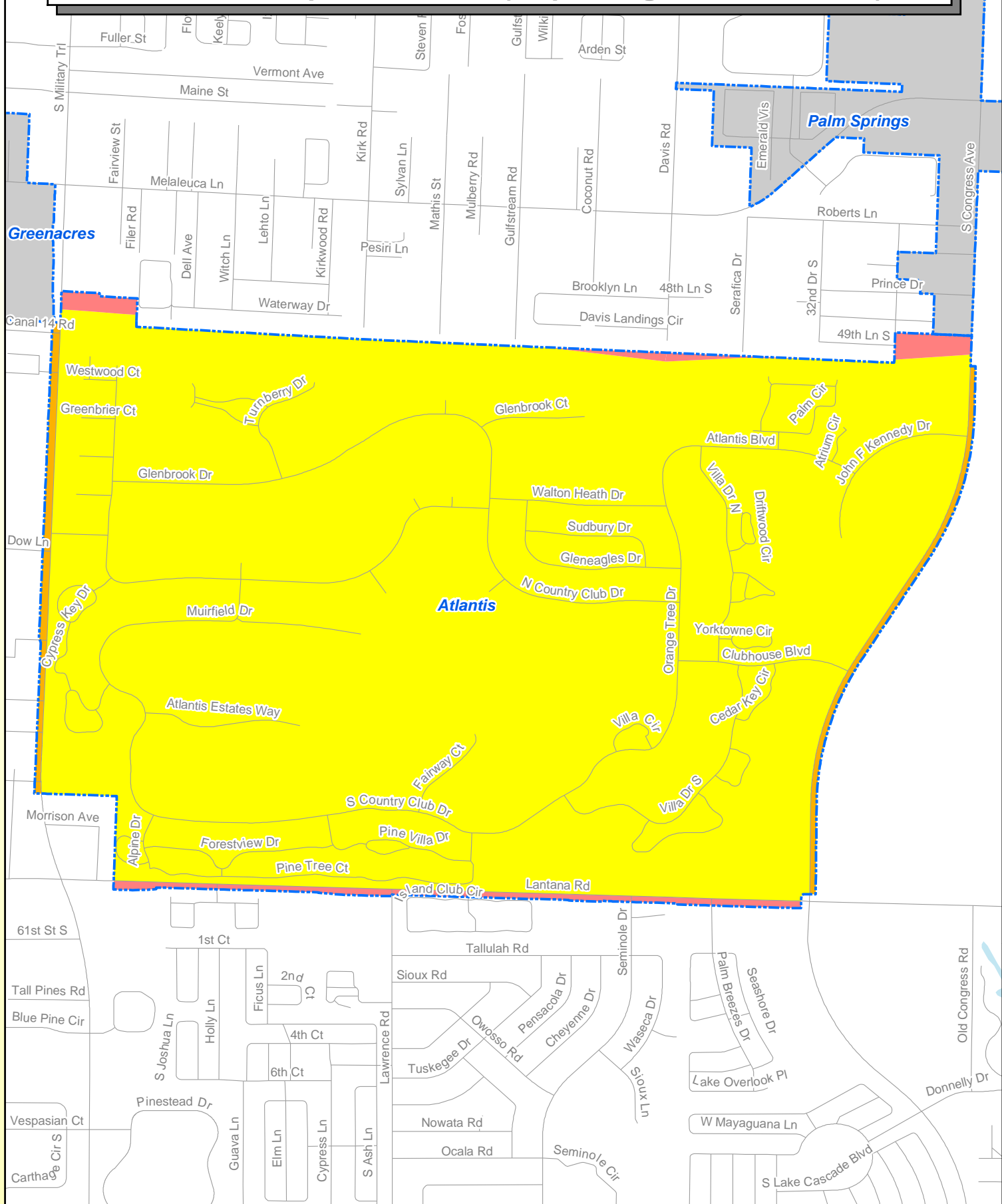


Planning, Zoning & Building
 2300 N Jog Rd
 West Palm Beach, FL 33411
 Phone (561) 233-5300



2020 C E N S U S

Low Response Score (Replacing Hard to Count)



Revision Date: 2/21/19
 Contact: PBC Planning Division
 Filename: N:\CensusData\Census 2020\PSAP\Muni PDFs
 Source: 2018 US Census Planning Database

LRS (Low Response Score)

- Less than 12
- 18.2 to 25.1
- 12.1 to 18.1
- Greater than 25.1



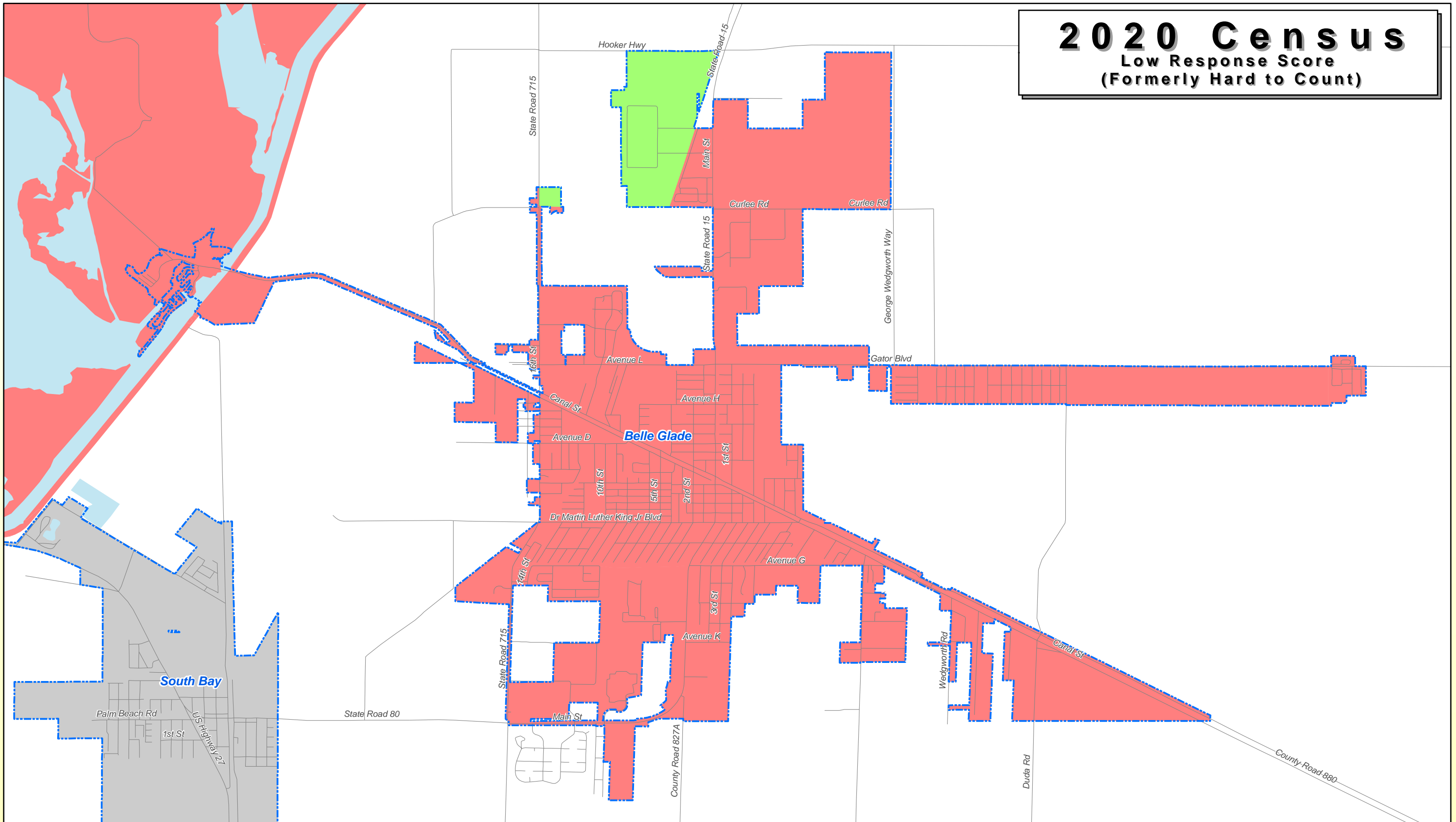
Planning, Zoning & Building
 2300 N Jog Rd
 West Palm Beach, FL 33411
 Phone (561) 233-5309



Note: Map is not official, for presentation purposes only.

2020 Census

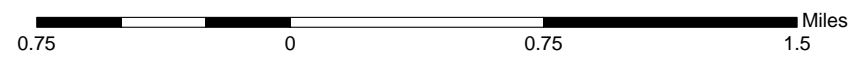
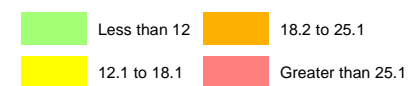
Low Response Score
(Formerly Hard to Count)



Revision Date: 2/25/19
 Contact: PBC Planning Division
 Filename: N:\CensusData\Census 2020\LRS
 Source: 2018 US Census Planning Database

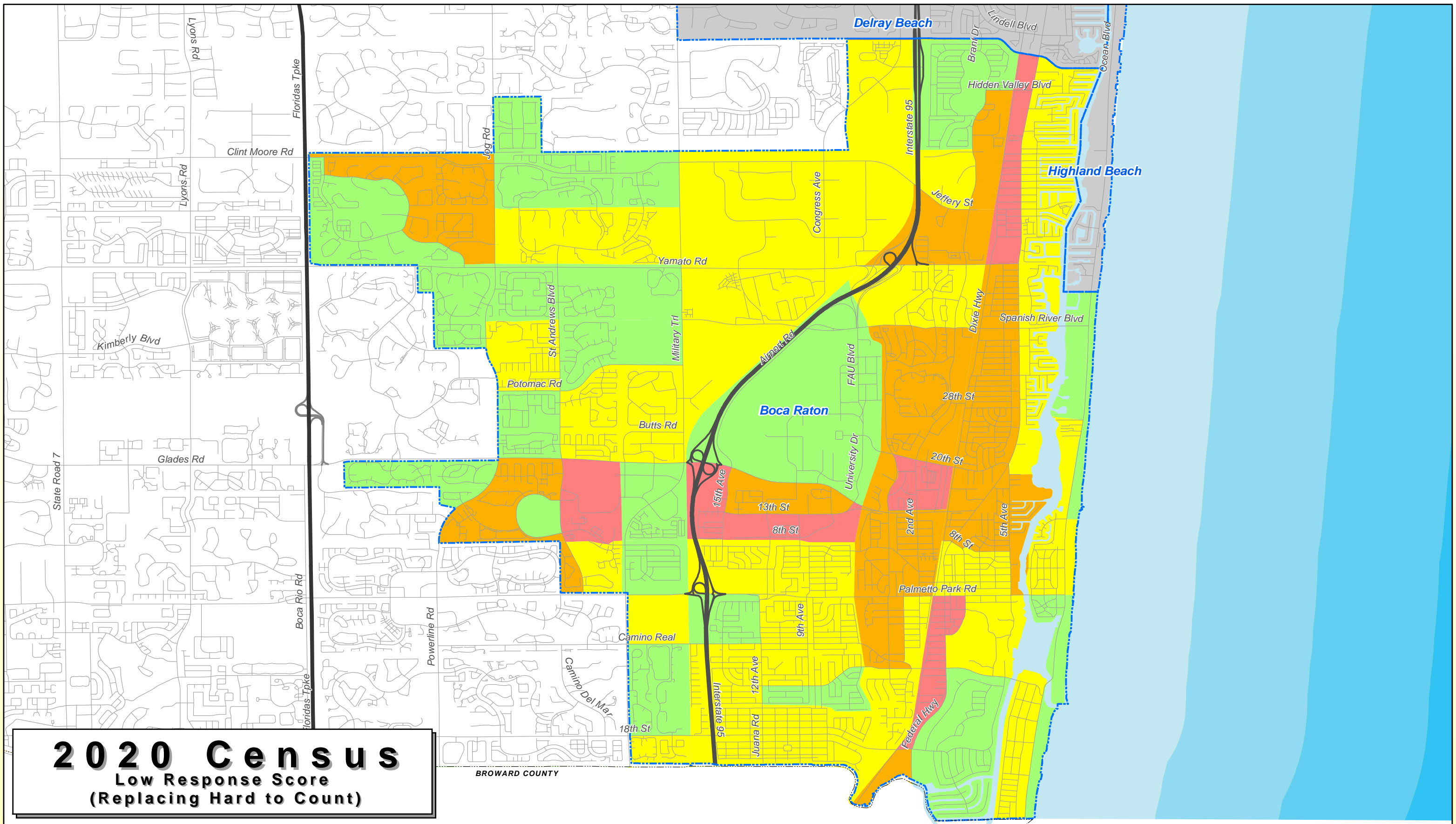
Note: Map is not official, for presentation purposes only.

LRS (Low Response Score)



Planning, Zoning & Building
 2300 N Jog Rd
 West Palm Beach, FL 33411
 Phone (561) 233-5300





2020 Census

Low Response Score (Replacing Hard to Count)

Revision Date: 2/25/19
 Contact: PBC Planning Division
 Filename: N:\CensusData\Census 2020\LRS
 Source: 2018 US Census Planning Database

Note: Map is not official, for presentation purposes only.

LRS (Low Response Score)

- | | |
|--|--|
| Less than 12 | 18.2 to 25.1 |
| 12.1 to 18.1 | Greater than 25.1 |

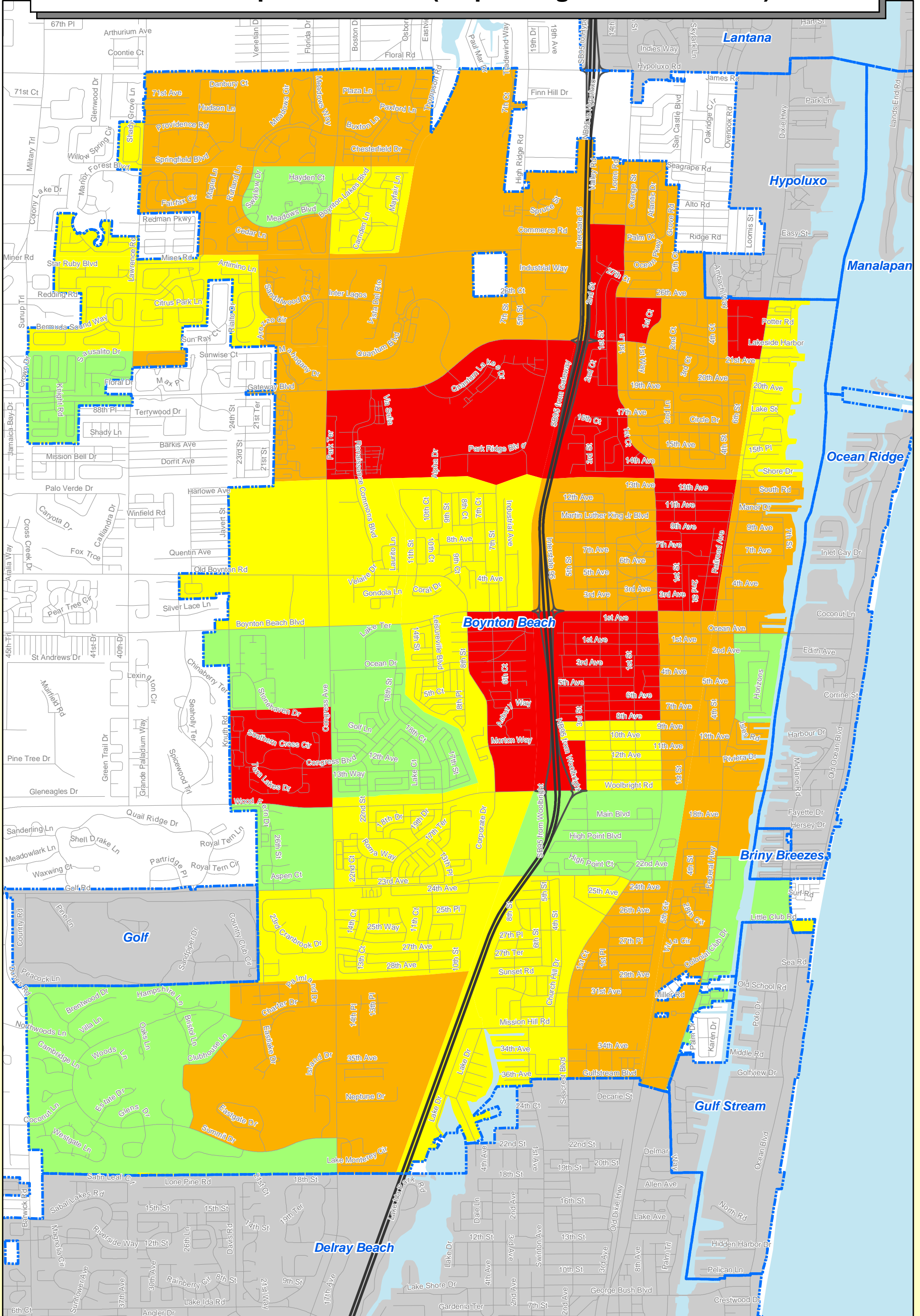


**Planning, Zoning
& Building**
 2300 N Jog Rd
 West Palm Beach, FL 33411
 Phone (561) 233-5300



2020 C e n s u s

Low Response Score (Replacing Hard to Count)




Date: 9/19/19
 Contact: PBC Planning Division
 Filename: N:\CensusData\Census 2020\LRS
 Source: 2019 US Census Planning Database

LRS (Low Response Score)

- Less than 12.6
- 20.6 - 28.1
- 12.7 - 20.5
- 28.2 - 45.6

Note: Map is not official, for presentation purposes only.

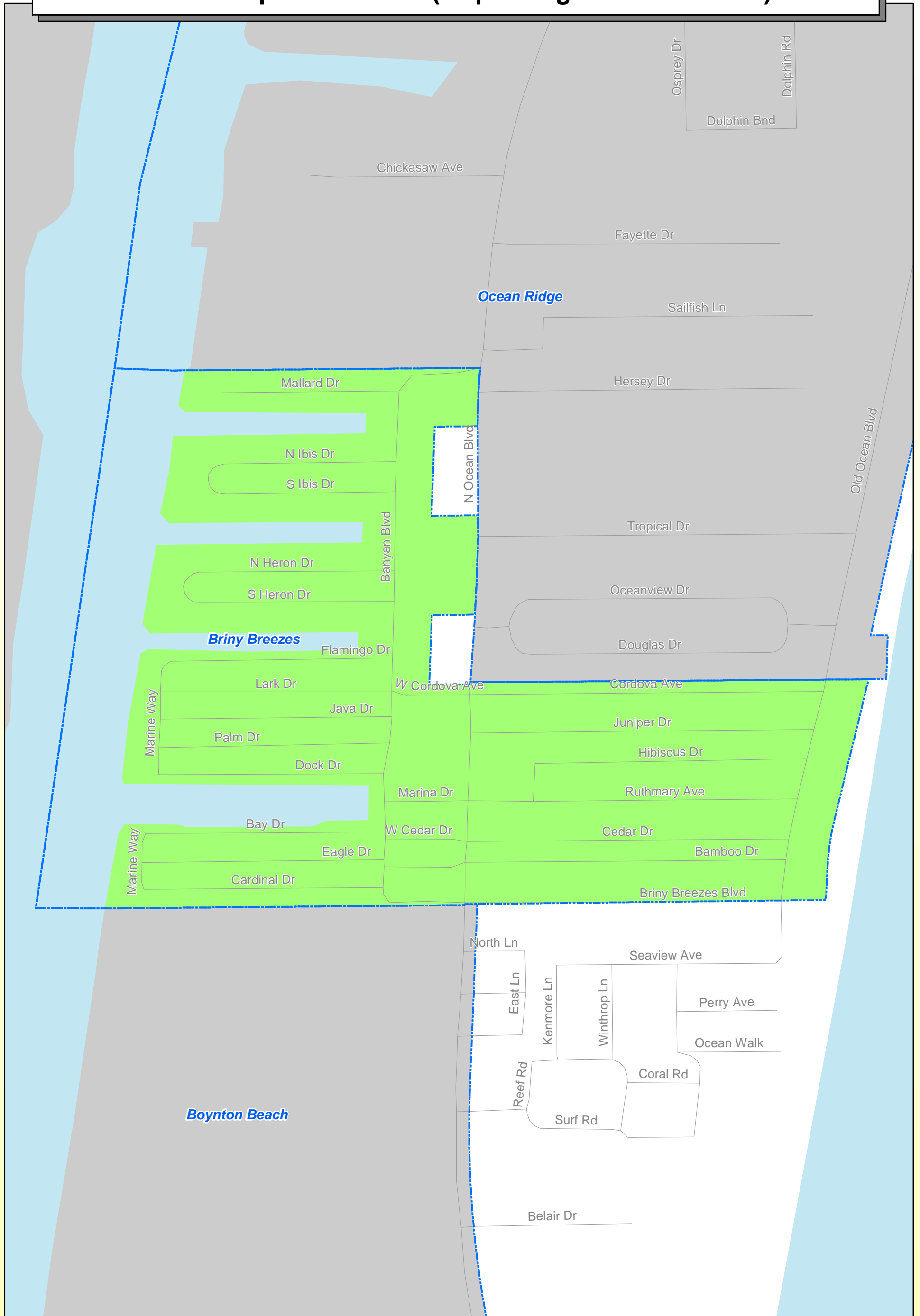


**Planning, Zoning
 & Building**
 2300 N Jog Rd
 West Palm Beach, FL 33411
 Phone (561) 233-5300



2 0 2 0 C e n s u s

Low Response Score (Replacing Hard to Count)

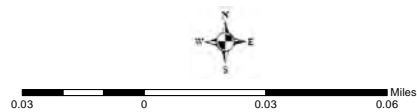


Date: 2/25/19
 Contact: PBC Planning Division
 Filename: N:\CensusData\Census 2020\LRS
 Source: 2018 US Census Planning Database

Note: Map is not official, for presentation purposes only.

LRS (Low Response Score)

- Less than 12
- 12.1 to 18.1
- 18.2 to 25.1
- Greater than 25.1

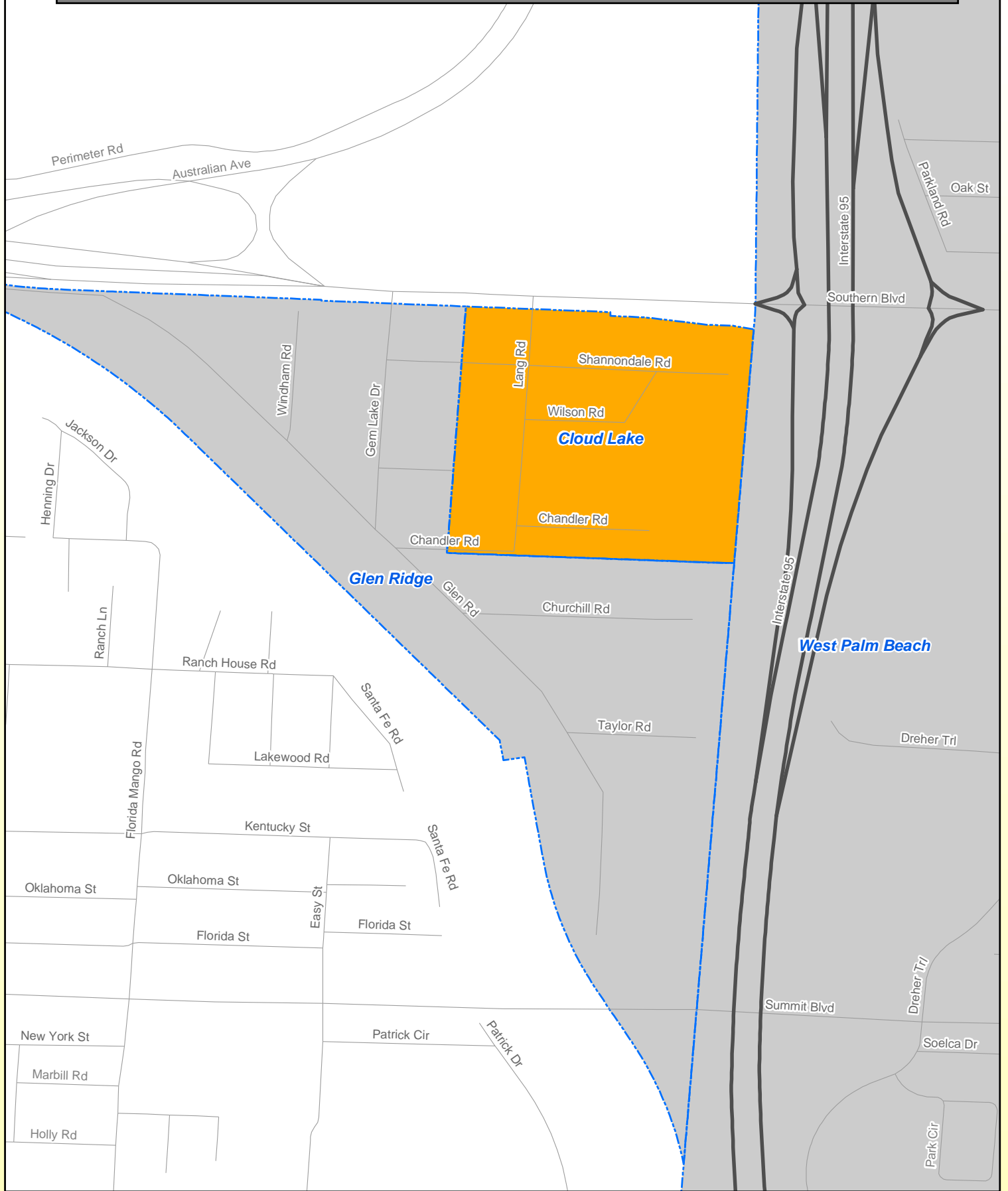


**Planning, Zoning
 & Building**
 2300 N Jog Rd
 West Palm Beach, FL 33411
 Phone (561) 233-5300



2020 Census

Low Response Score (Replacing Hard to Count)



Revision Date: 2/21/19
 Contact: PBC Planning Division
 Filename: N:\CensusData\Census 2020\PSAP\Muni PDFs

LRS (Low Response Score)

■ Less than 12	■ 18.2 to 25.1
■ 12.1 to 18.1	■ Greater than 25.1



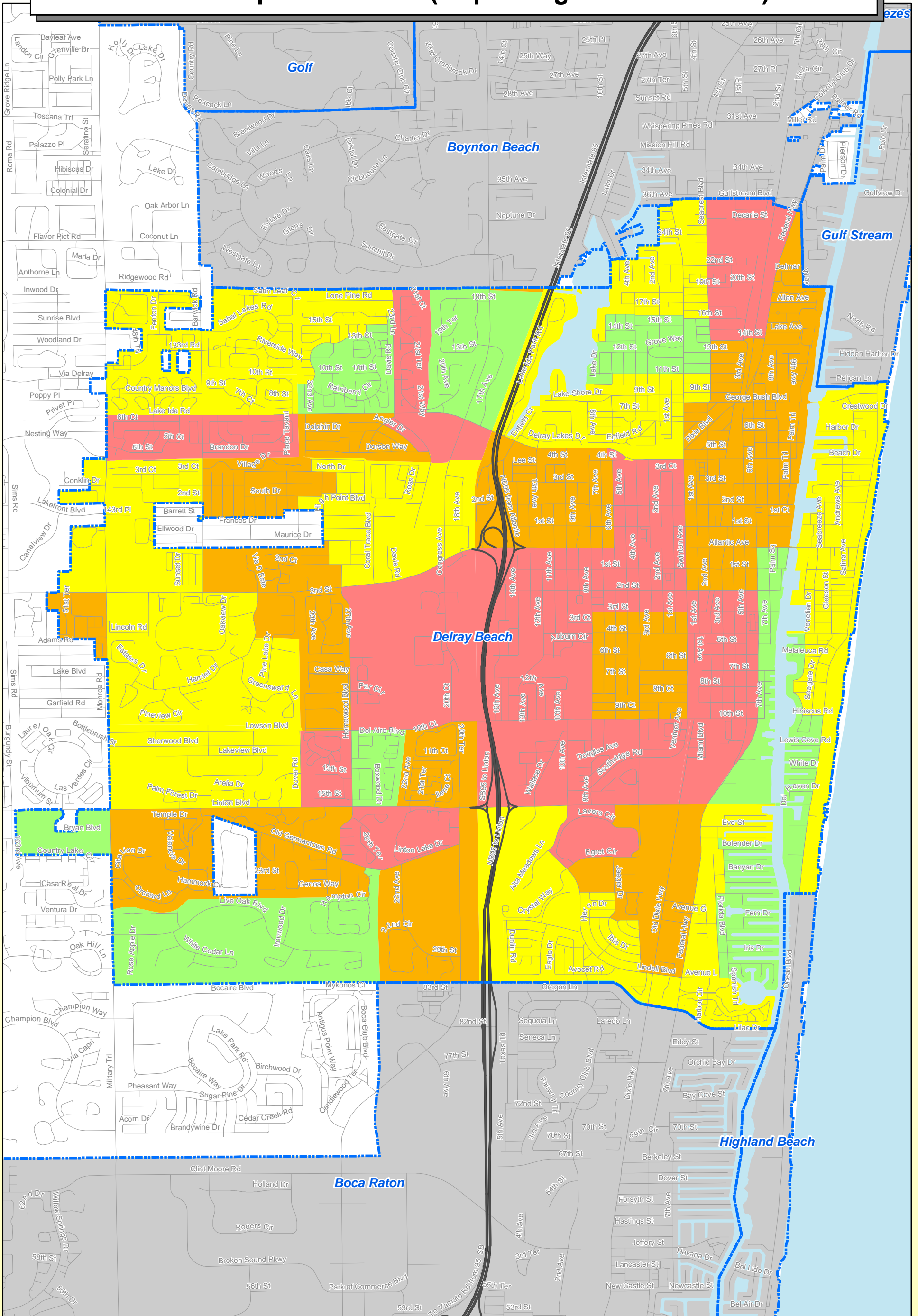
Planning, Zoning & Building
 2300 N Jog Rd
 West Palm Beach, FL 33411
 Phone (561) 233-5309



Note: Map is not official, for presentation purposes only.

2 0 2 0 C e n s u s

Low Response Score (Replacing Hard to Count)



Date: 2/25/19
 Contact: PBC Planning Division
 Filename: N:\CensusData\Census 2020\LRS
 Source: 2018 US Census Planning Database

LRS (Low Response Score)

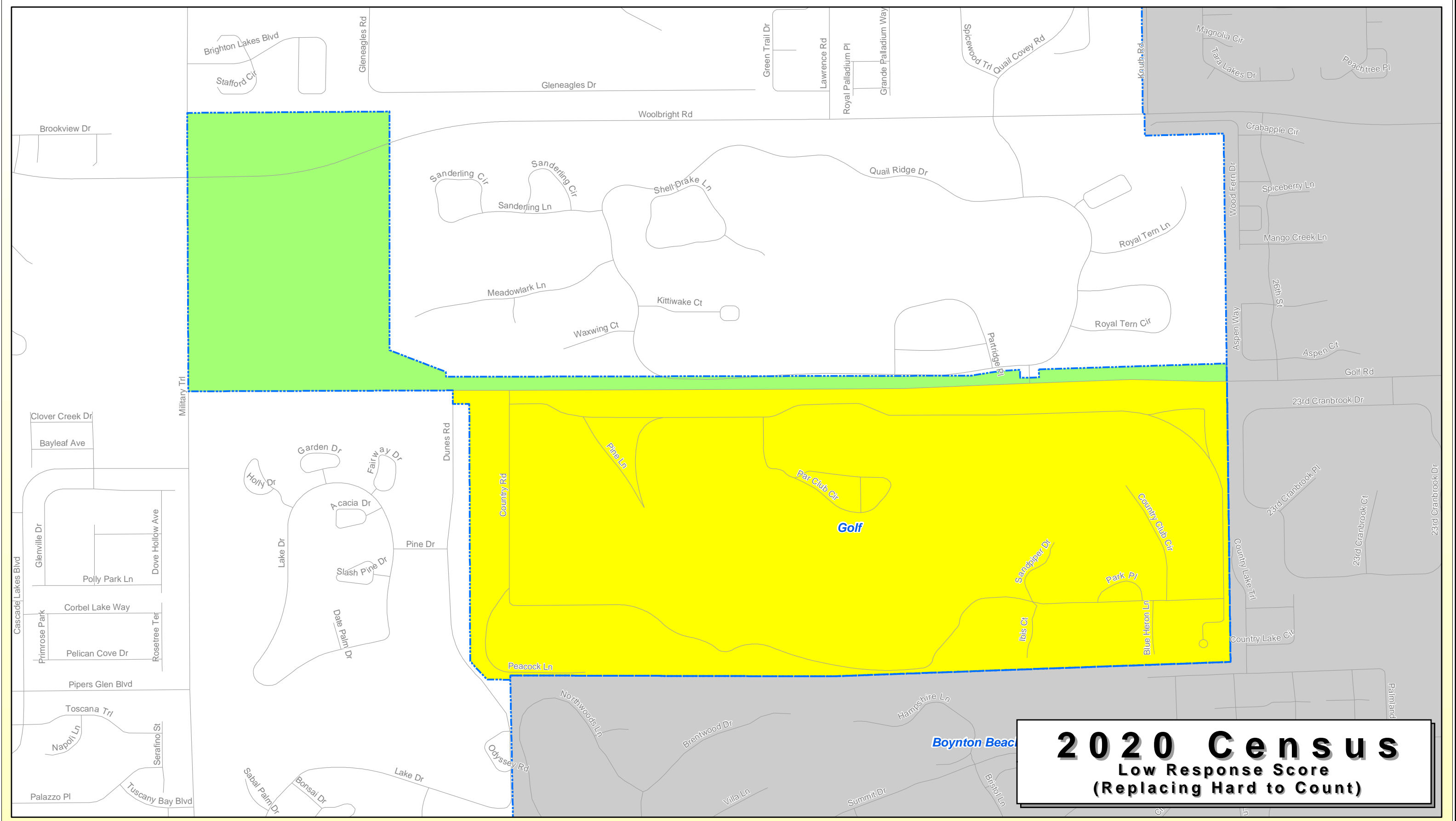
- Less than 12
- 12.1 to 18.1
- 18.2 to 25.1
- Greater than 25.1

Note: Map is not official, for presentation purposes only.



**Planning, Zoning
 & Building**
 2300 N Jog Rd
 West Palm Beach, FL 33411
 Phone (561) 233-5300





2020 Census
Low Response Score
(Replacing Hard to Count)

Revision Date: 2/25/19
 Contact: PBC Planning Division
 Filename: N:\CensusData\Census 2020\LRS
 Source: 2018 US Census Planning Database

LRS (Low Response Score)

- Less than 12
- 12.1 to 18.1
- 18.2 to 25.1
- Greater than 25.1



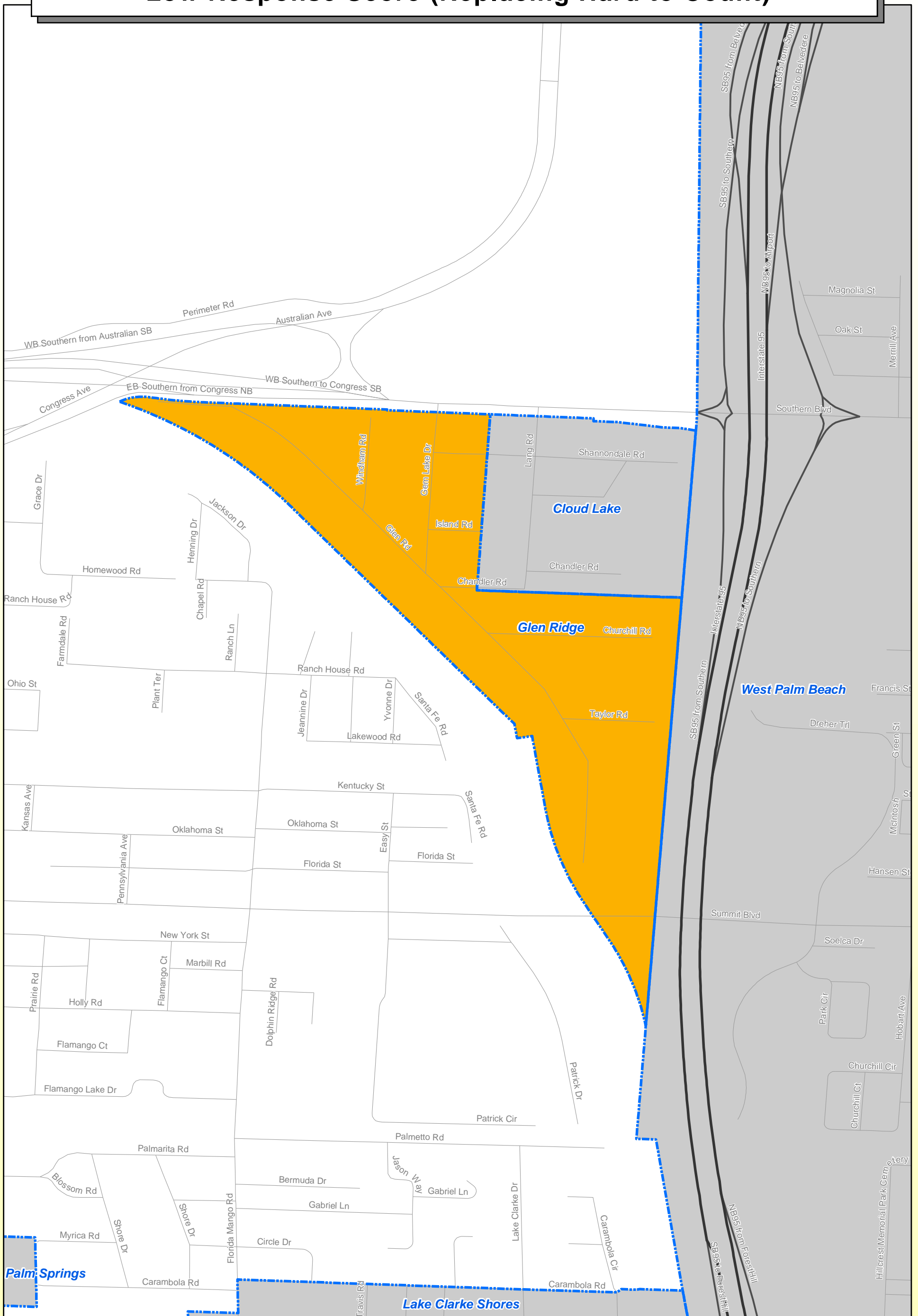
Note: Map is not official, for presentation purposes only.

Planning, Zoning & Building
 2300 N Jog Rd
 West Palm Beach, FL 33411
 Phone (561) 233-5300



2020 Census

Low Response Score (Replacing Hard to Count)




Date: 2/25/19
 Contact: PBC Planning Division
 Filename: N:\CensusData\Census 2020\LRS
 Source: 2018 US Census Planning Database

Note: Map is not official, for presentation purposes only.

LRS (Low Response Score)

- Less than 12
- 12.1 to 18.1
- 18.2 to 25.1
- Greater than 25.1

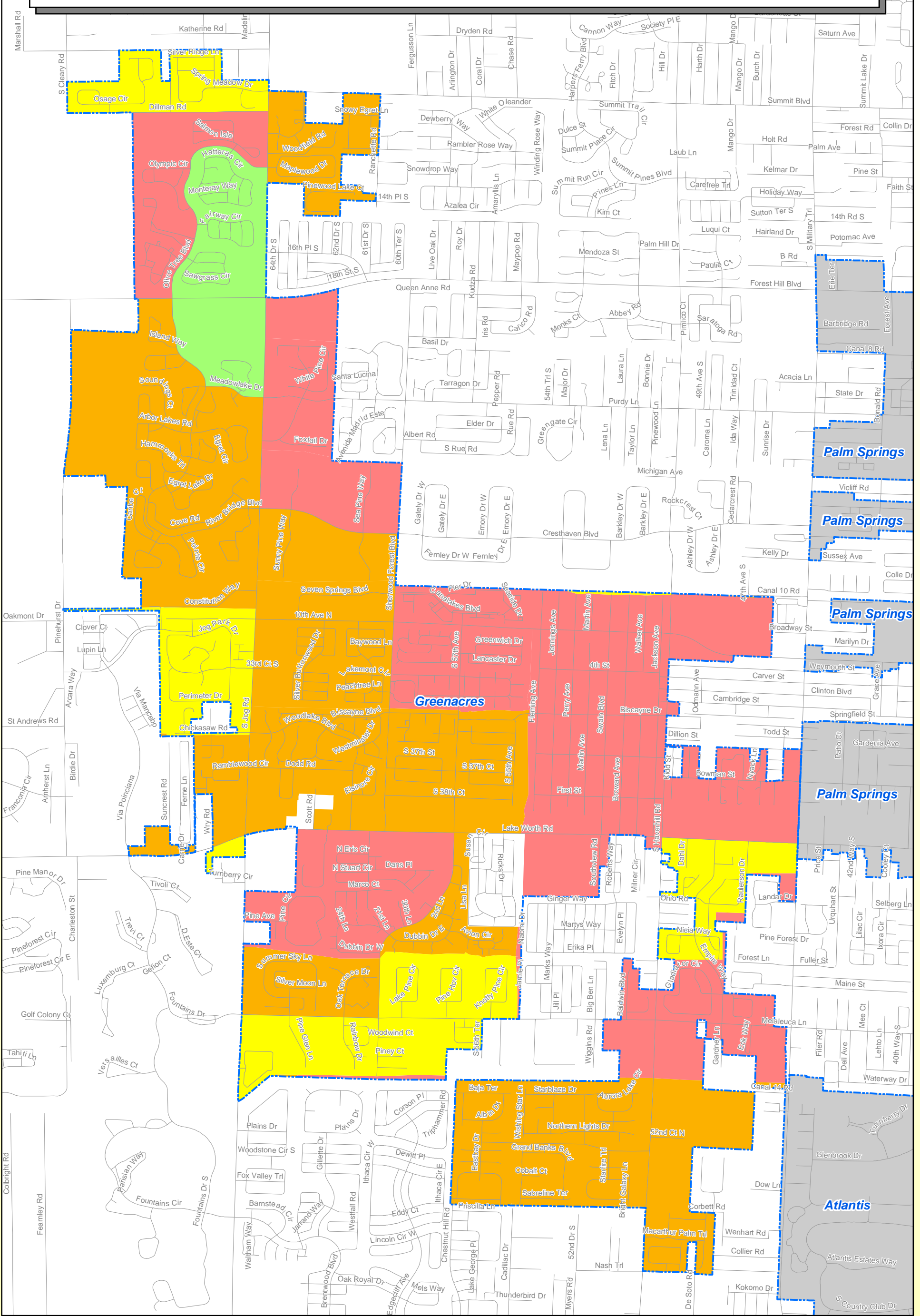


Planning, Zoning & Building
 2300 N Jog Rd
 West Palm Beach, FL 33411
 Phone (561) 233-5300



2020 C e n s u s

Low Response Score (Replacing Hard to Count)

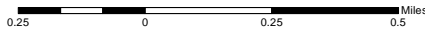


Date: 2/25/19
 Contact: PBC Planning Division
 Filename: N:\CensusData\Census 2020\LRs
 Source: 2018 US Census Planning Database

LRS (Low Response Score)

- Less than 12
- 12.1 to 18.1
- 18.2 to 25.1
- Greater than 25.1

Note: Map is not official, for presentation purposes only.

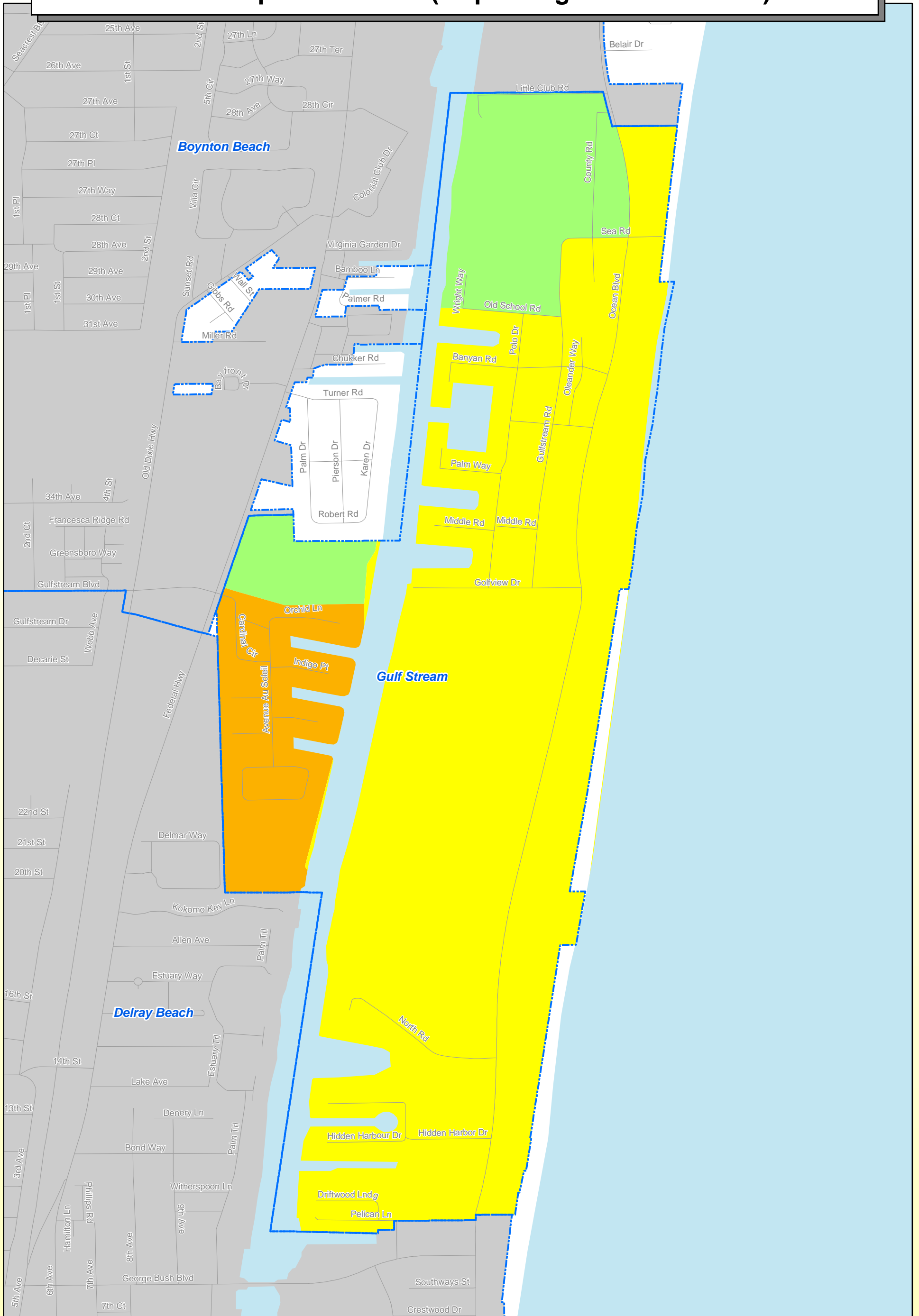


Planning, Zoning & Building
 2300 N Jog Rd
 West Palm Beach, FL 33411
 Phone (561) 233-5300



2 0 2 0 C e n s u s

Low Response Score (Replacing Hard to Count)

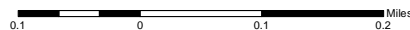


Date: 2/25/19
 Contact: PBC Planning Division
 Filename: N:\CensusData\Census 2020\LRS
 Source: 2018 US Census Planning Database

Note: Map is not official, for presentation purposes only.

LRS (Low Response Score)

- Less than 12
- 12.1 to 18.1
- 18.2 to 25.1
- Greater than 25.1

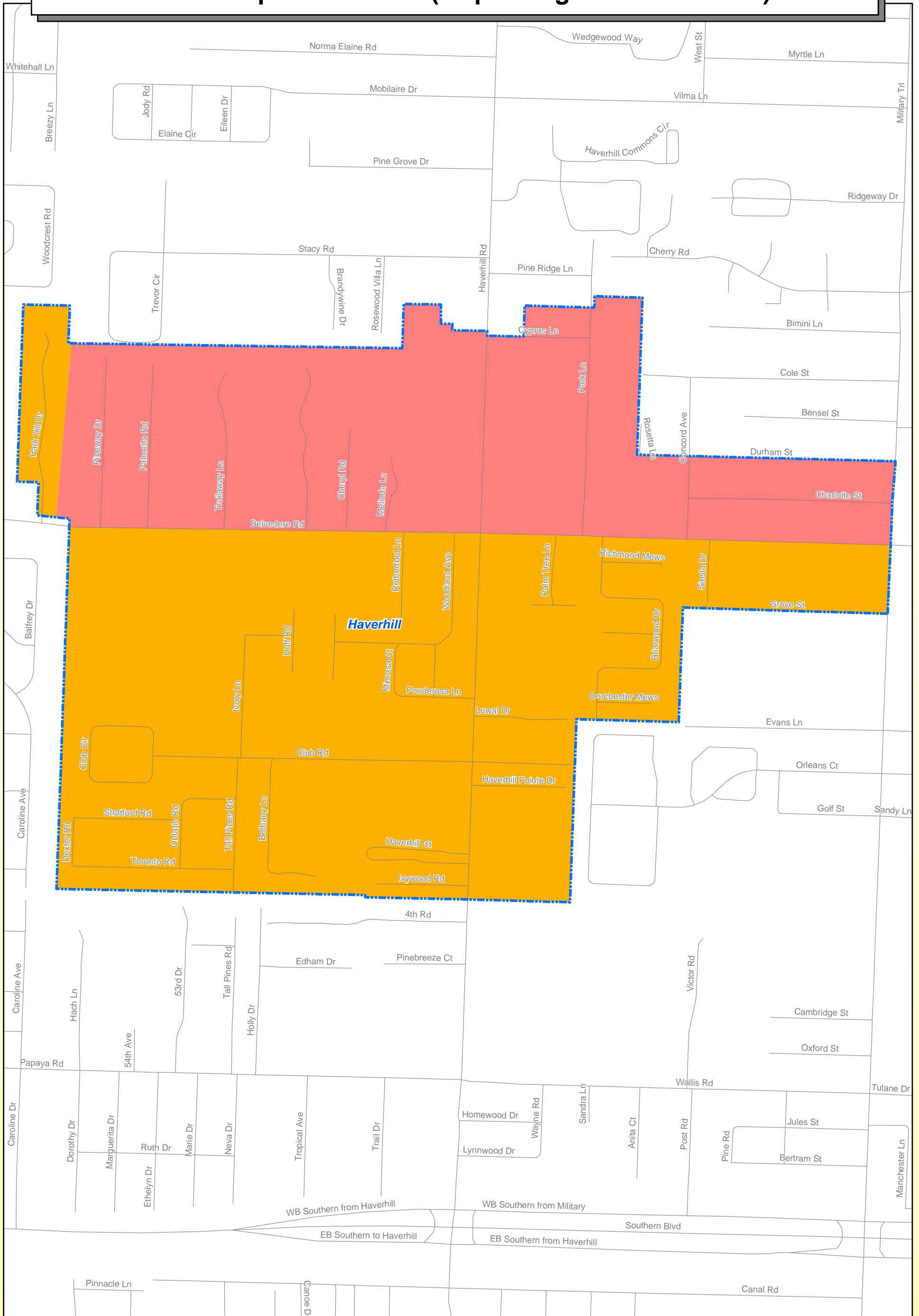


**Planning, Zoning
 & Building**
 2300 N Jog Rd
 West Palm Beach, FL 33411
 Phone (561) 233-5300



2 0 2 0 C e n s u s

Low Response Score (Replacing Hard to Count)




Date: 2/25/19
 Contact: PBC Planning Division
 Filename: N:\CensusData\Census 2020LRS
 Source: 2018 US Census Planning Database

LRS (Low Response Score)

- 12.1 to 18.1
- 18.2 to 25.1
- Greater than 25.1

Note: Map is not official, for presentation purposes only.

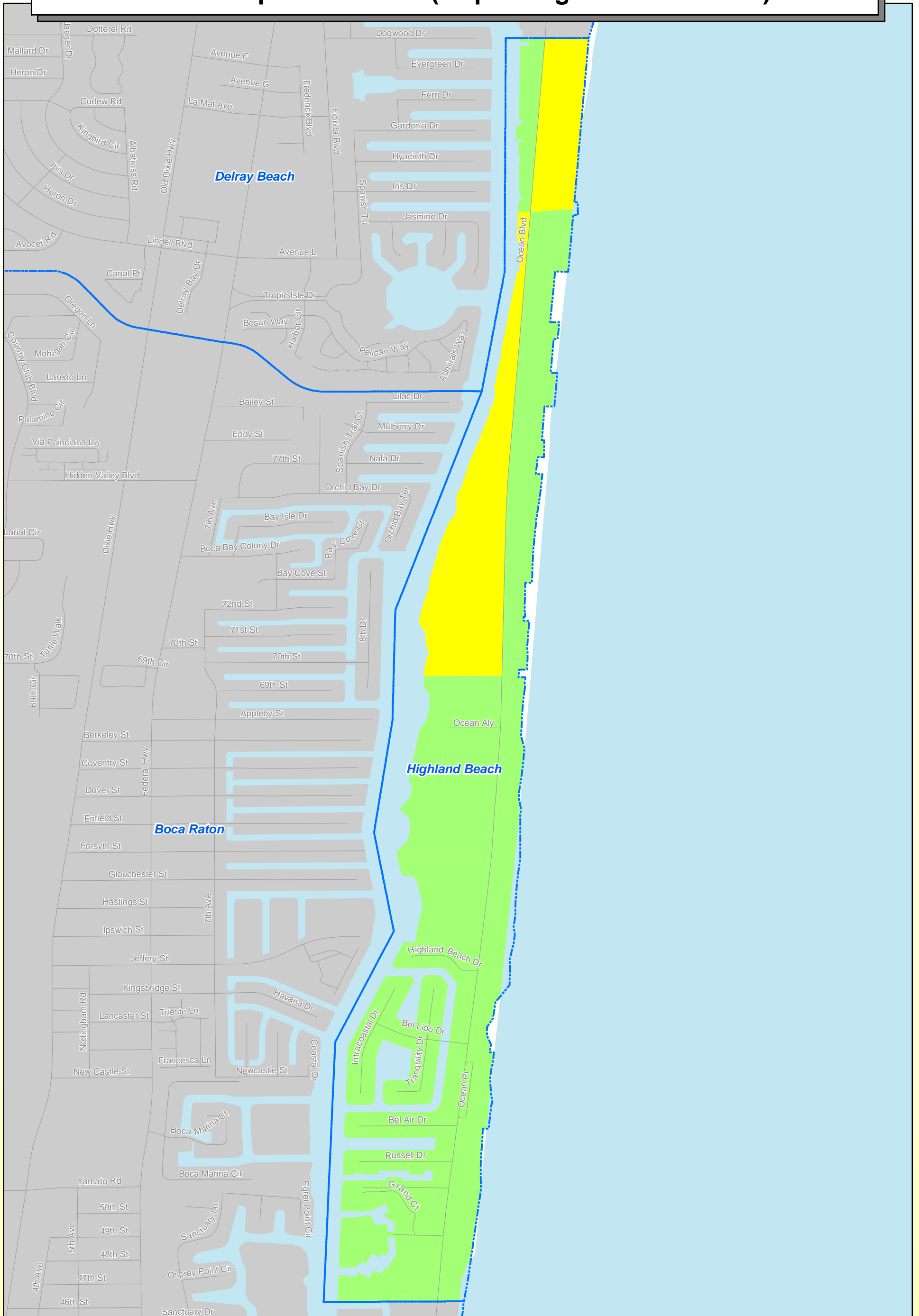


Planning, Zoning & Building
 2300 N Jog Rd
 West Palm Beach, FL 33411
 Phone (561) 233-5300



2 0 2 0 C e n s u s

Low Response Score (Replacing Hard to Count)



Date: 2/25/19
 Contact: PBC Planning Division
 Filename: N:\CensusData\Census 2020\LRS
 Source: 2018 US Census Planning Database

Note: Map is not official, for presentation purposes only.

LRS (Low Response Score)

- Less than 12
- 12.1 to 18.1
- 18.2 to 25.1
- Greater than 25.1

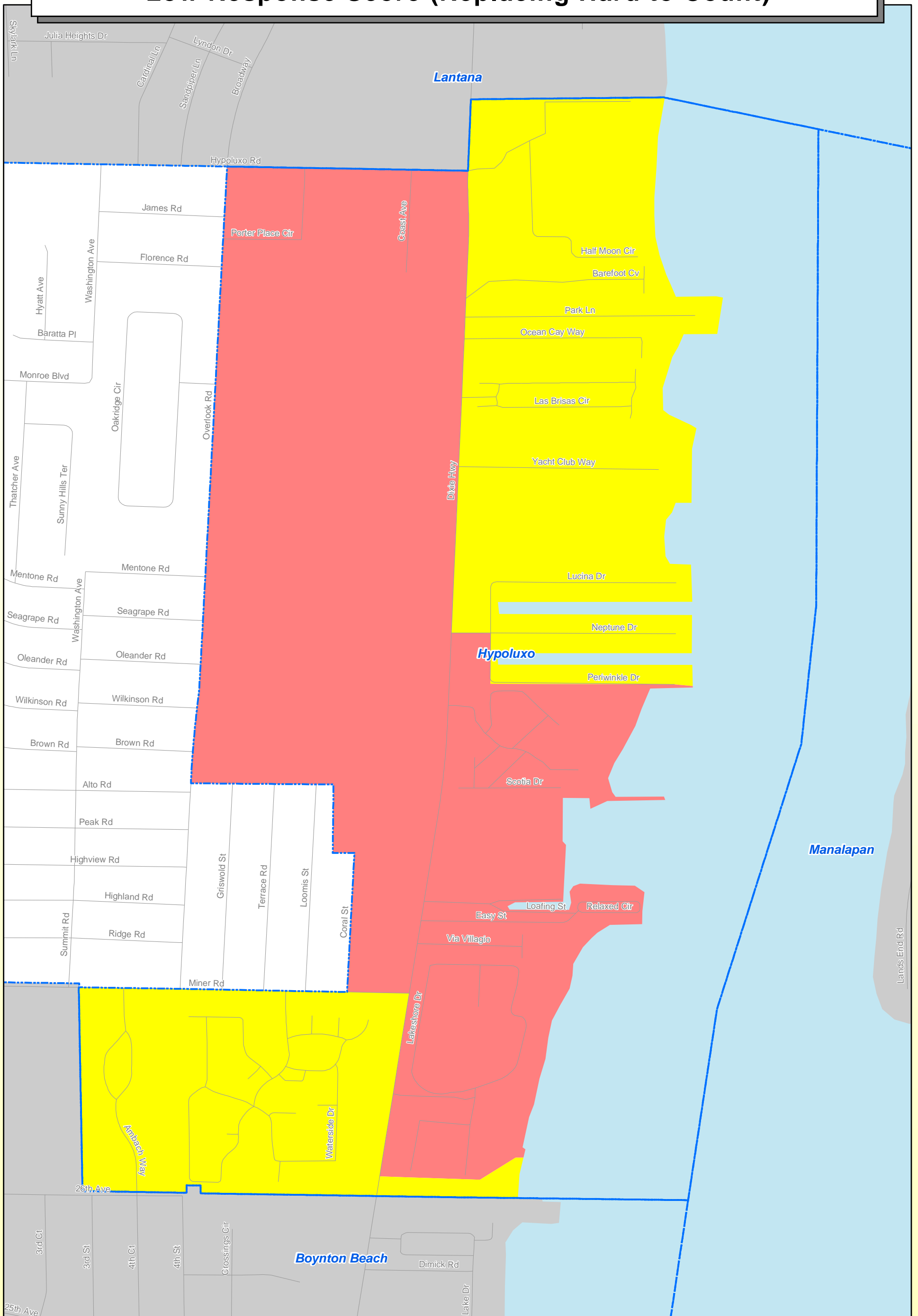


**Planning, Zoning
 & Building**
 2300 N Jog Rd
 West Palm Beach, FL 33411
 Phone (561) 233-5300



2 0 2 0 C e n s u s

Low Response Score (Replacing Hard to Count)




Date: 2/25/19
 Contact: PBC Planning Division
 Filename: N:\CensusData\Census 2020\LRS
 Source: 2018 US Census Planning Database

Note: Map is not official, for presentation purposes only.

LRS (Low Response Score)

- Less than 12
- 12.1 to 18.1
- 18.2 to 25.1
- Greater than 25.1

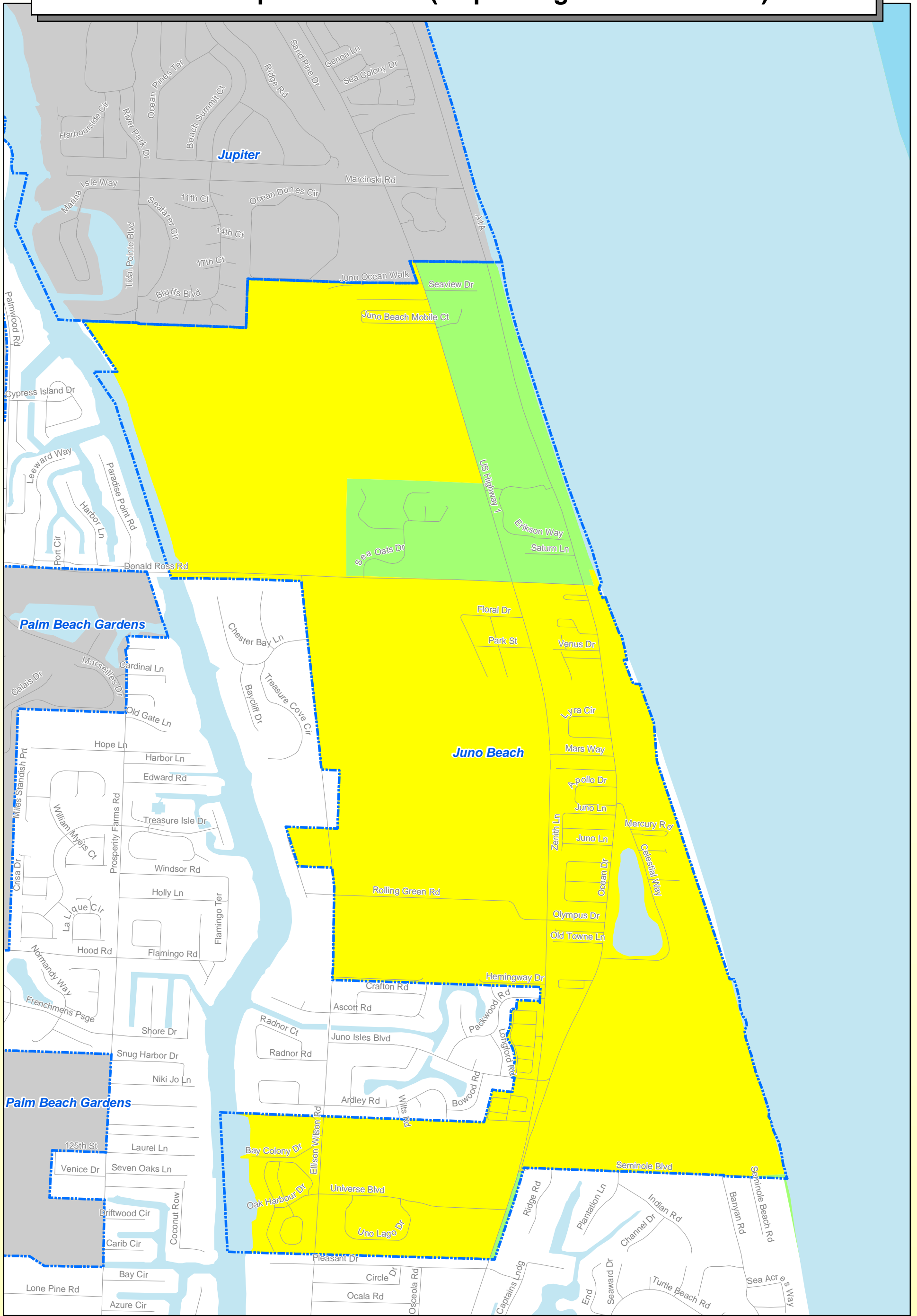


Planning, Zoning & Building
 2300 N Jog Rd
 West Palm Beach, FL 33411
 Phone (561) 233-5300



2020 Census

Low Response Score (Replacing Hard to Count)




Date: 2/25/19
 Contact: PBC Planning Division
 Filename: N:\CensusData\Census 2020\LRS
 Source: 2018 US Census Planning Database

Note: Map is not official, for presentation purposes only.

LRS (Low Response Score)

- Less than 12
- 12.1 to 18.1
- 18.2 to 25.1
- Greater than 25.1

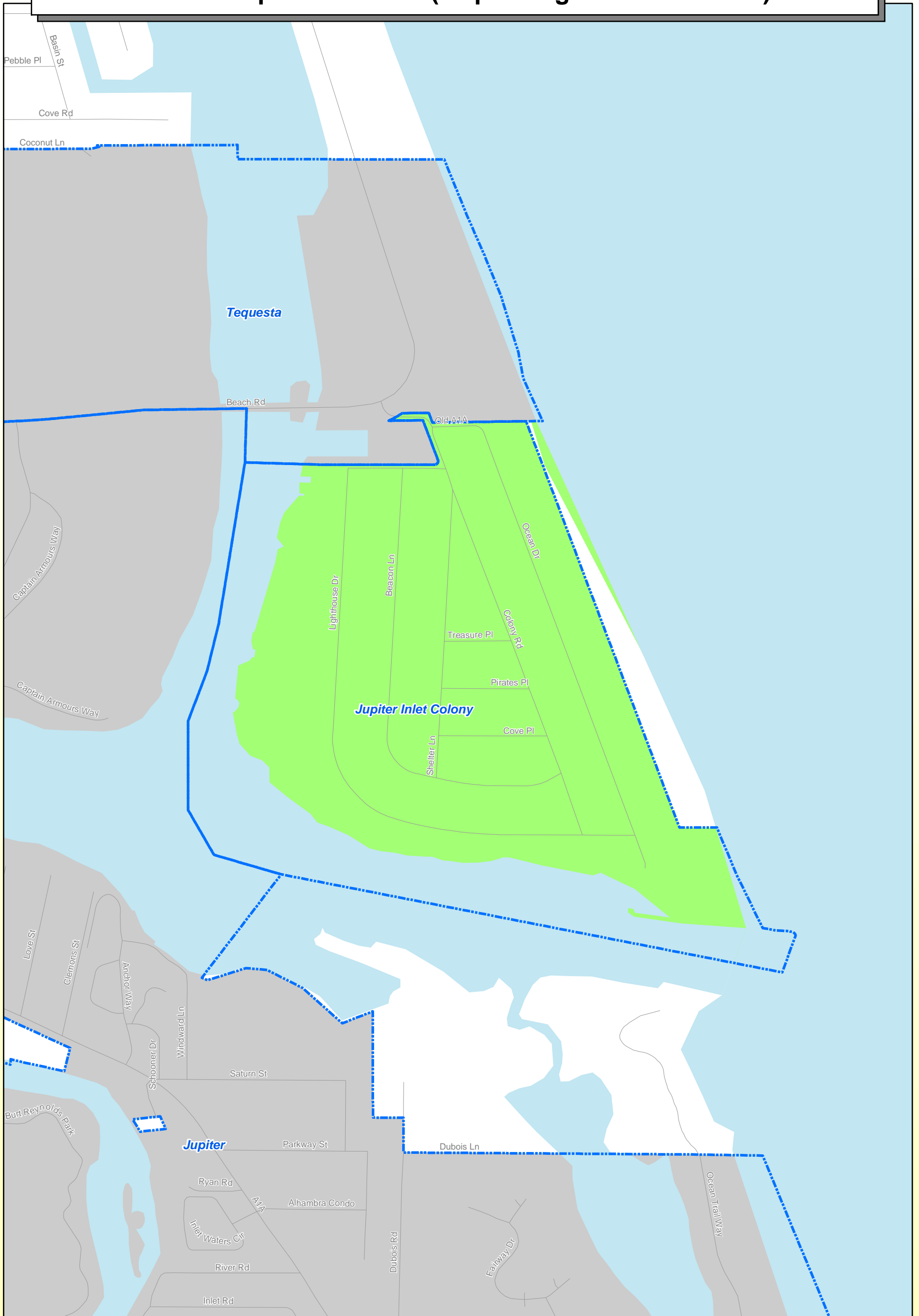


Planning, Zoning & Building
 2300 N Jog Rd
 West Palm Beach, FL 33411
 Phone (561) 233-5300



2020 Census

Low Response Score (Replacing Hard to Count)

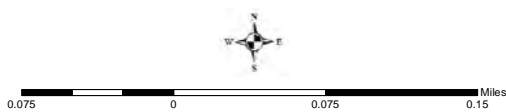


Date: 2/25/19
 Contact: PBC Planning Division
 Filename: N:\CensusData\Census 2020\LRS
 Source: 2018 US Census Planning Database

LRS (Low Response Score)

- Less than 12
- 12.1 to 18.1
- 18.2 to 25.1
- Greater than 25.1

Note: Map is not official, for presentation purposes only.

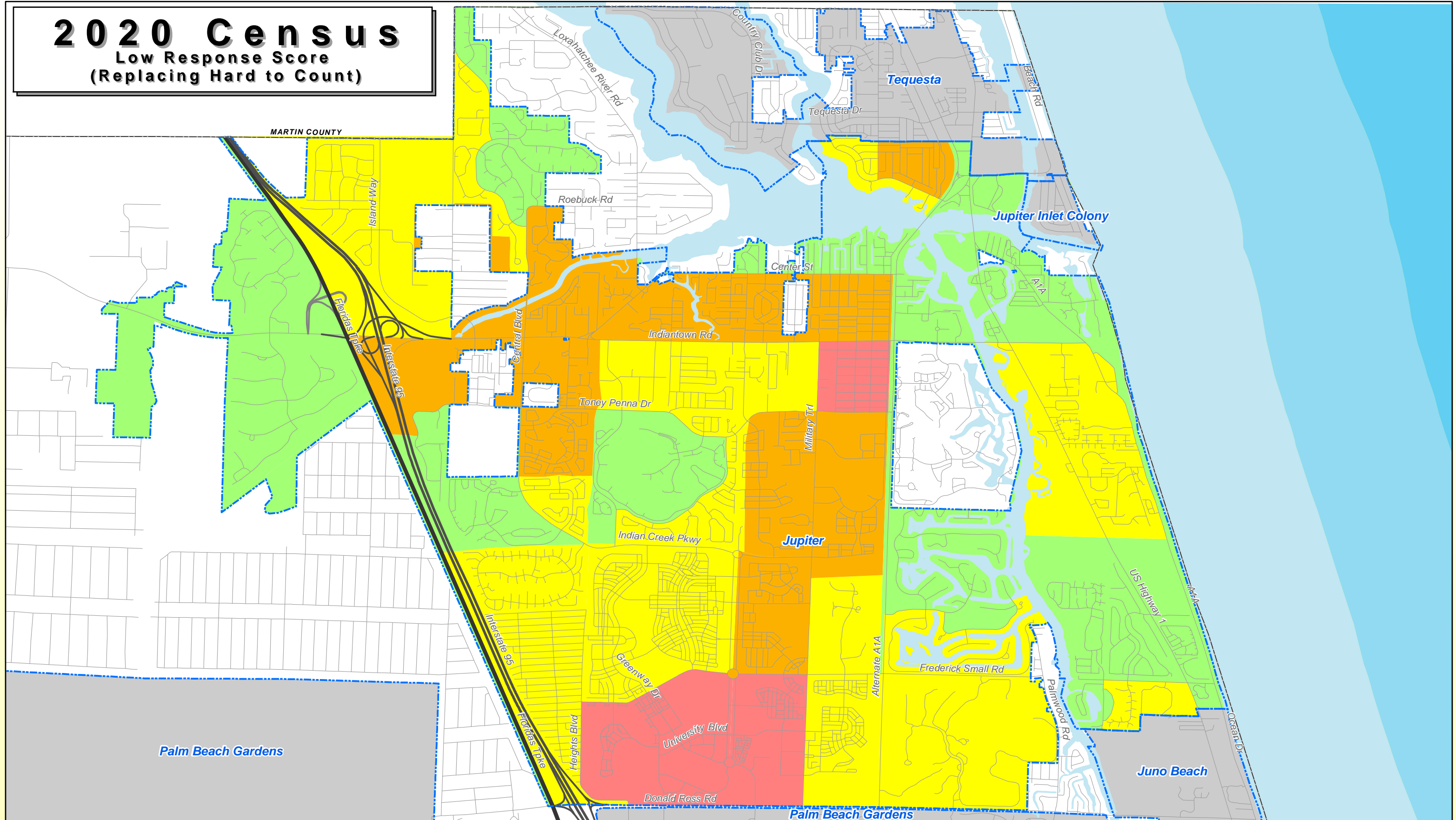


Planning, Zoning & Building
 2300 N Jog Rd
 West Palm Beach, FL 33411
 Phone (561) 233-5300



2020 Census

Low Response Score
(Replacing Hard to Count)




Revision Date: 2/25/19
 Contact: PBC Planning Division
 Filename: N:\CensusData\Census 2020\LRS
 Source: 2018 US Census Planning Database

Note: Map is not official, for presentation purposes only.

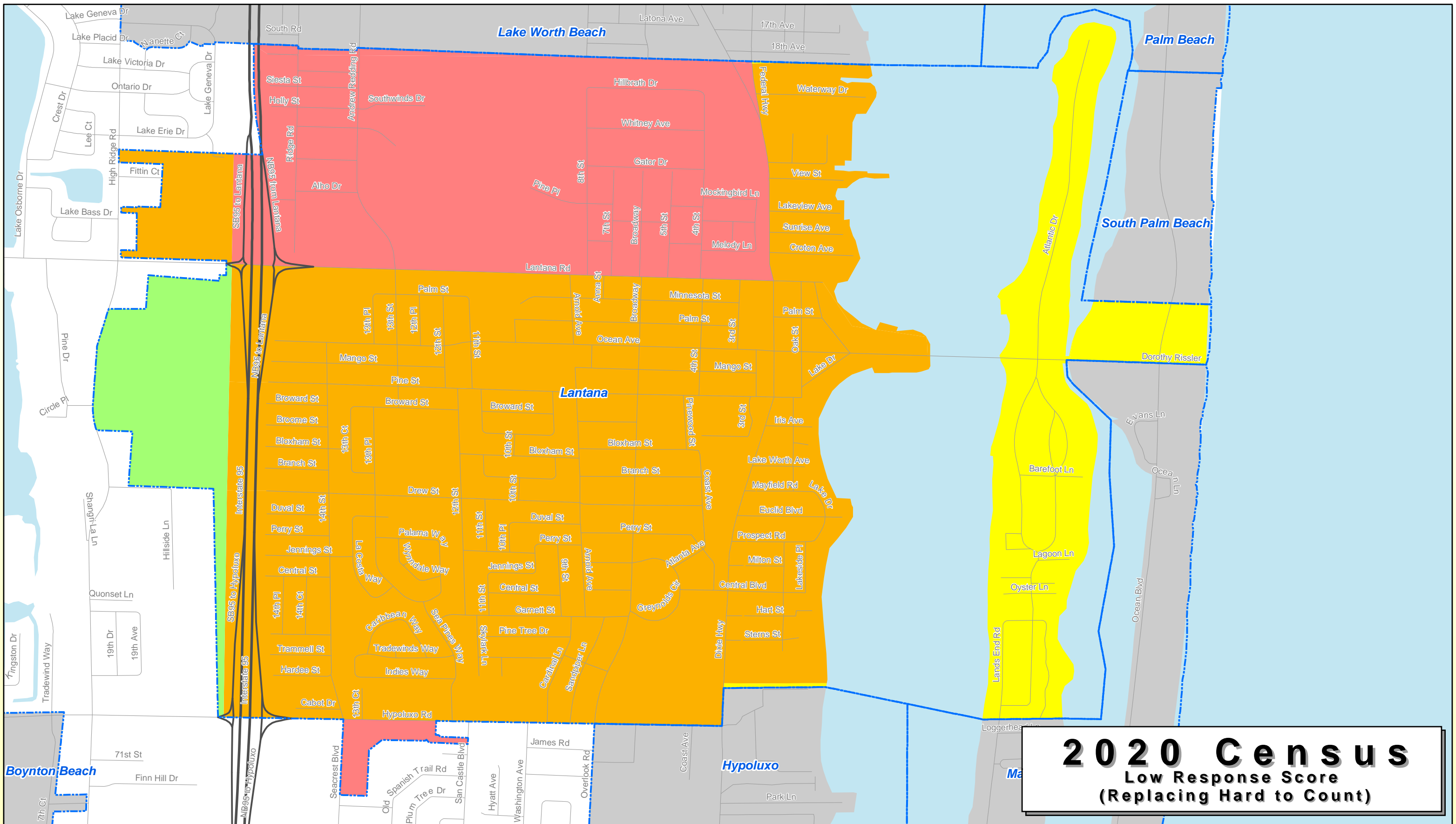
LRS (Low Response Score)

- Less than 12
- 12.1 to 18.1
- 18.2 to 25.1
- Greater than 25.1



**Planning, Zoning
& Building**
 2300 N Jog Rd
 West Palm Beach, FL 33411
 Phone (561) 233-5300






2020 Census

Low Response Score (Replacing Hard to Count)

Revision Date: 2/25/19
 Contact: PBC Planning Division
 Filename: N:\CensusData\Census 2020\LRS
 Source: 2018 US Census Planning Database

LRS (Low Response Score)

- Less than 12
- 12.1 to 18.1
- 18.2 to 25.1
- Greater than 25.1



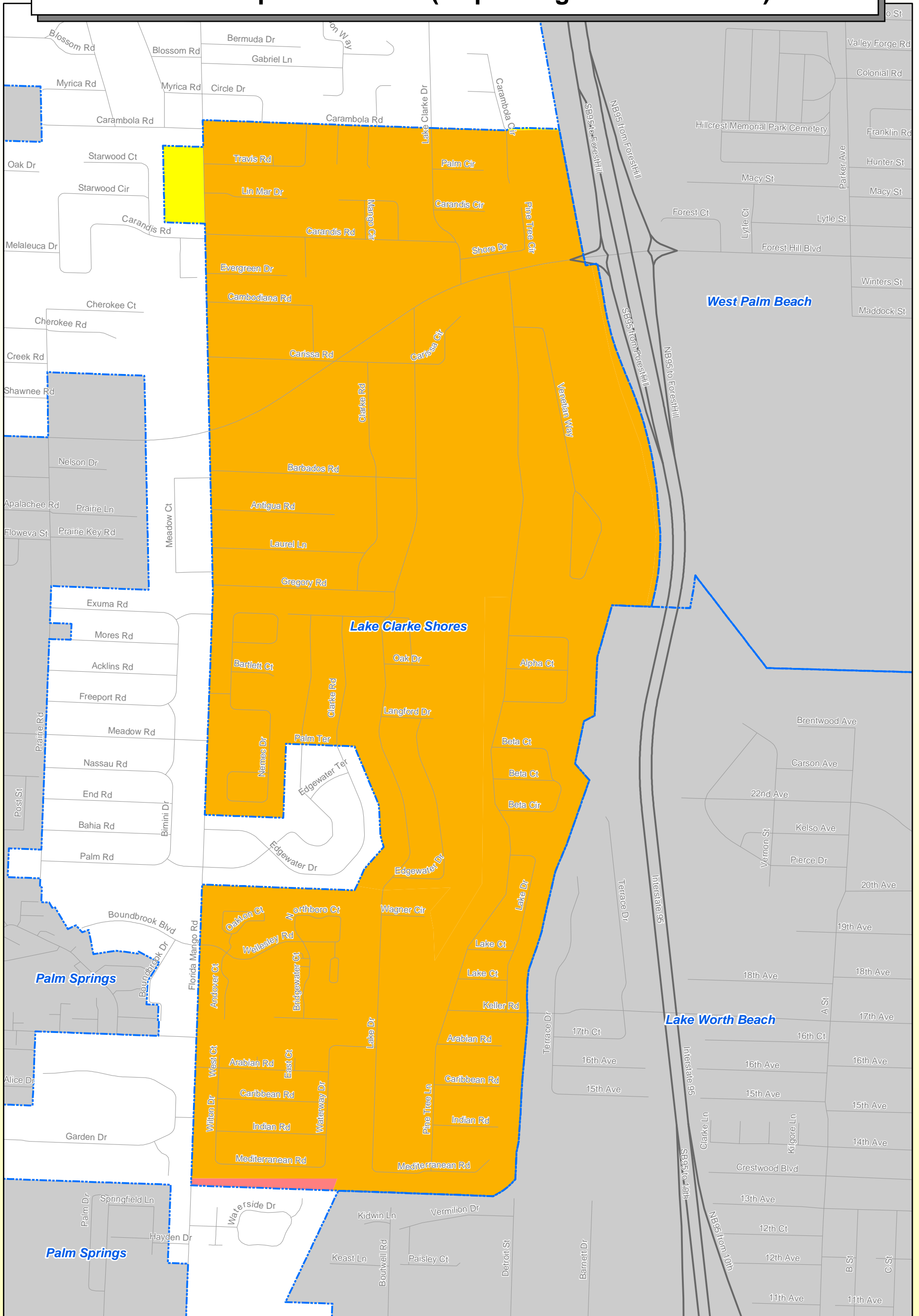
Note: Map is not official, for presentation purposes only.

**Planning, Zoning
& Building**
 2300 N Jog Rd
 West Palm Beach, FL 33411
 Phone (561) 233-5300



2 0 2 0 C e n s u s

Low Response Score (Replacing Hard to Count)



Date: 2/25/19
 Contact: PBC Planning Division
 Filename: N:\CensusData\Census 2020\LRS
 Source: 2018 US Census Planning Database

Note: Map is not official, for presentation purposes only.

LRS (Low Response Score)

Less than 12	18.2 to 25.1
12.1 to 18.1	Greater than 25.1

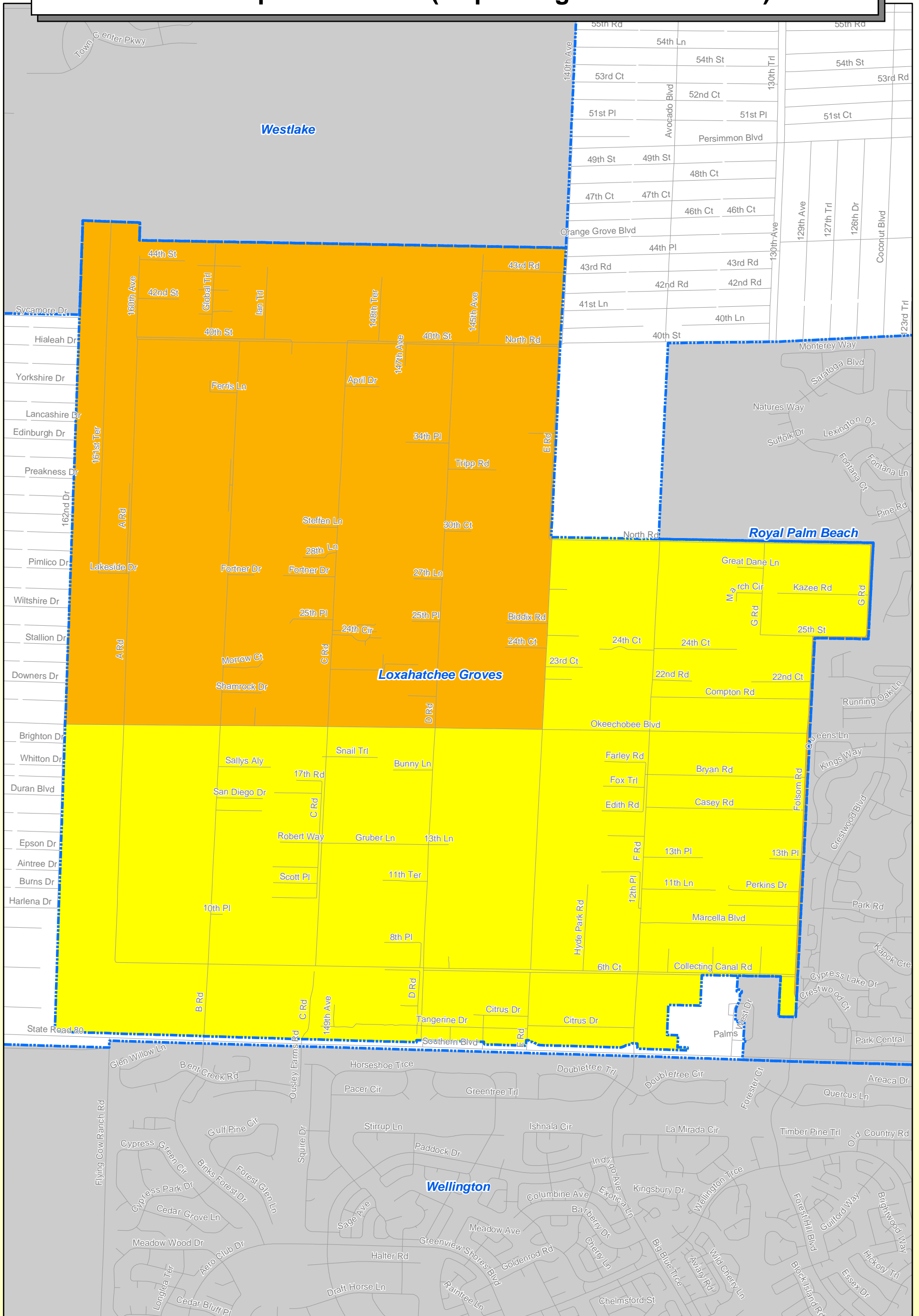


Planning, Zoning & Building
 2300 N Jog Rd
 West Palm Beach, FL 33411
 Phone (561) 233-5300



2020 Census

Low Response Score (Replacing Hard to Count)

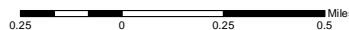


Date: 2/25/19
 Contact: PBC Planning Division
 Filename: N:\CensusData\Census 2020\LRS
 Source: 2018 US Census Planning Database

Note: Map is not official, for presentation purposes only.

LRS (Low Response Score)

- Less than 12
- 12.1 to 18.1
- 18.2 to 25.1
- Greater than 25.1

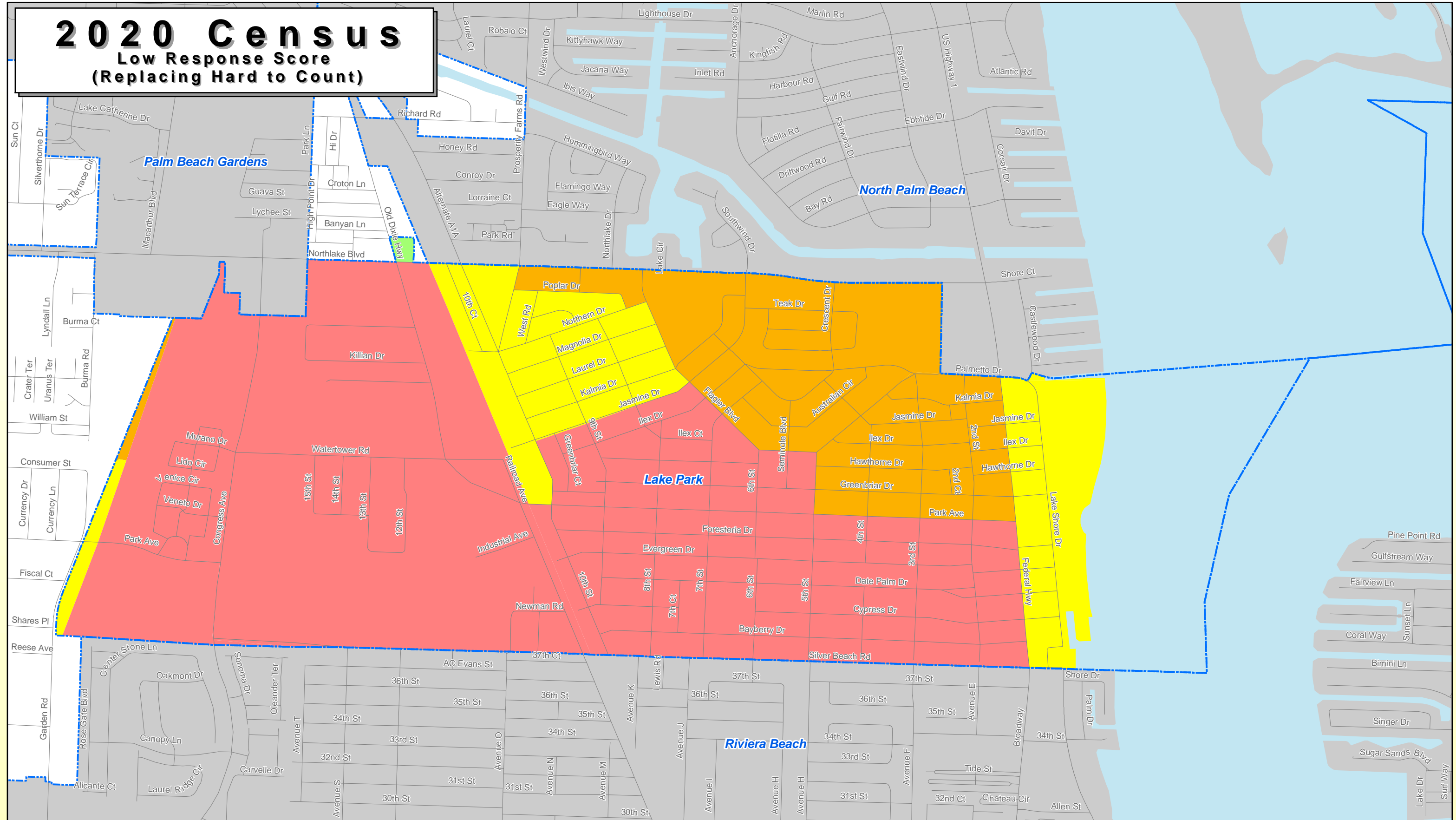


Planning, Zoning & Building
 2300 N Jog Rd
 West Palm Beach, FL 33411
 Phone (561) 233-5300



2020 Census

Low Response Score (Replacing Hard to Count)




Revision Date: 2/25/19
 Contact: PBC Planning Division
 Filename: N:\CensusData\Census 2020\LRS
 Source: 2018 US Census Planning Database

Note: Map is not official, for presentation purposes only.

LRS (Low Response Score)

- Less than 12
- 12.1 to 18.1
- 18.2 to 25.1
- Greater than 25.1

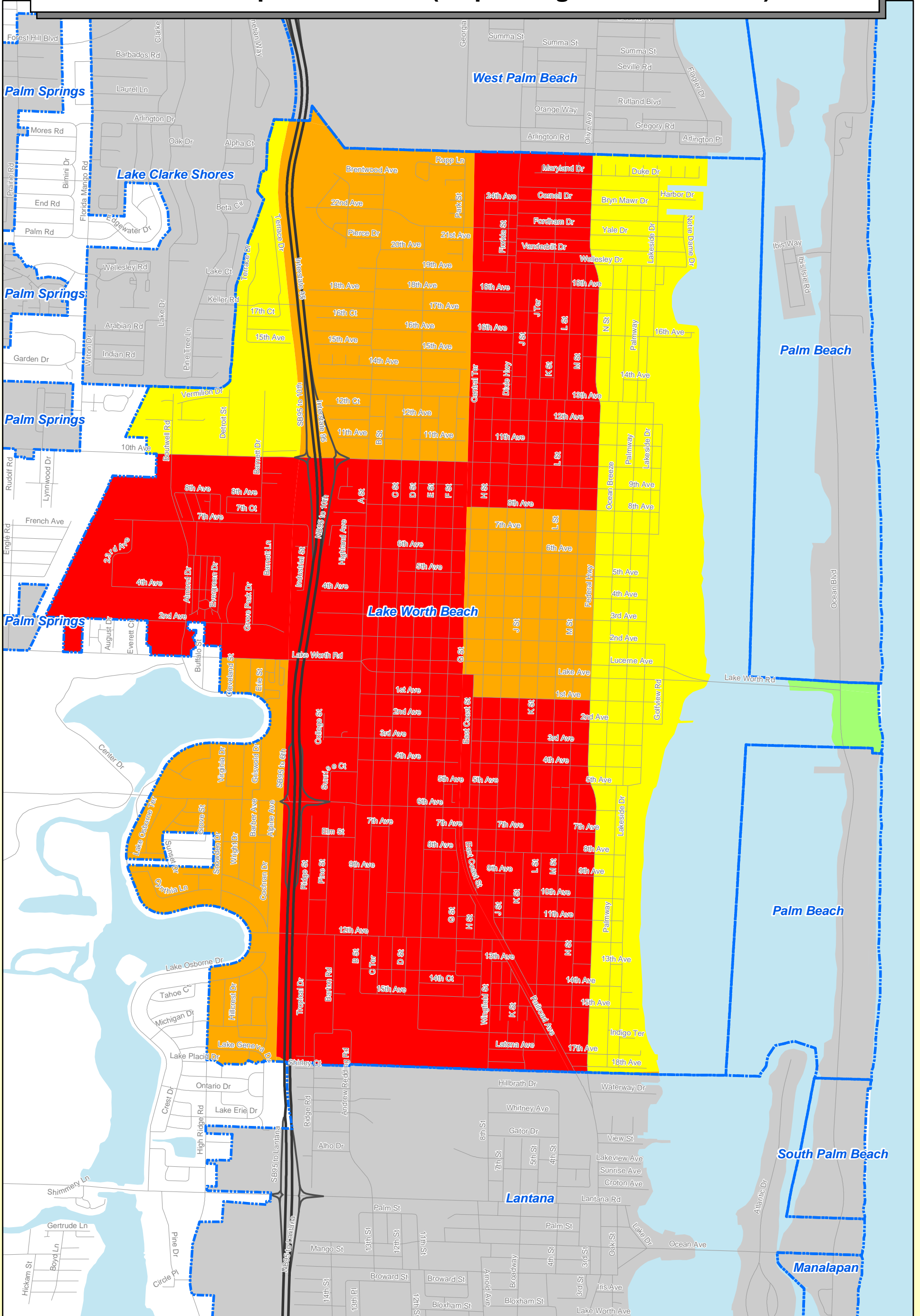


**Planning, Zoning
& Building**
 2300 N Jog Rd
 West Palm Beach, FL 33411
 Phone (561) 233-5300



2 0 2 0 C e n s u s

Low Response Score (Replacing Hard to Count)



Date: 8/16/19
 Contact: PBC Planning Division
 Filename: N:\CensusData\Census 2020\LRS
 Source: 2019 US Census Planning Database

Note: Map is not official, for presentation purposes only.

LRS (Low Response Score)

- Less than 15.4
- 15.5 - 21.5
- 21.6 - 27.1
- Greater than 27.2

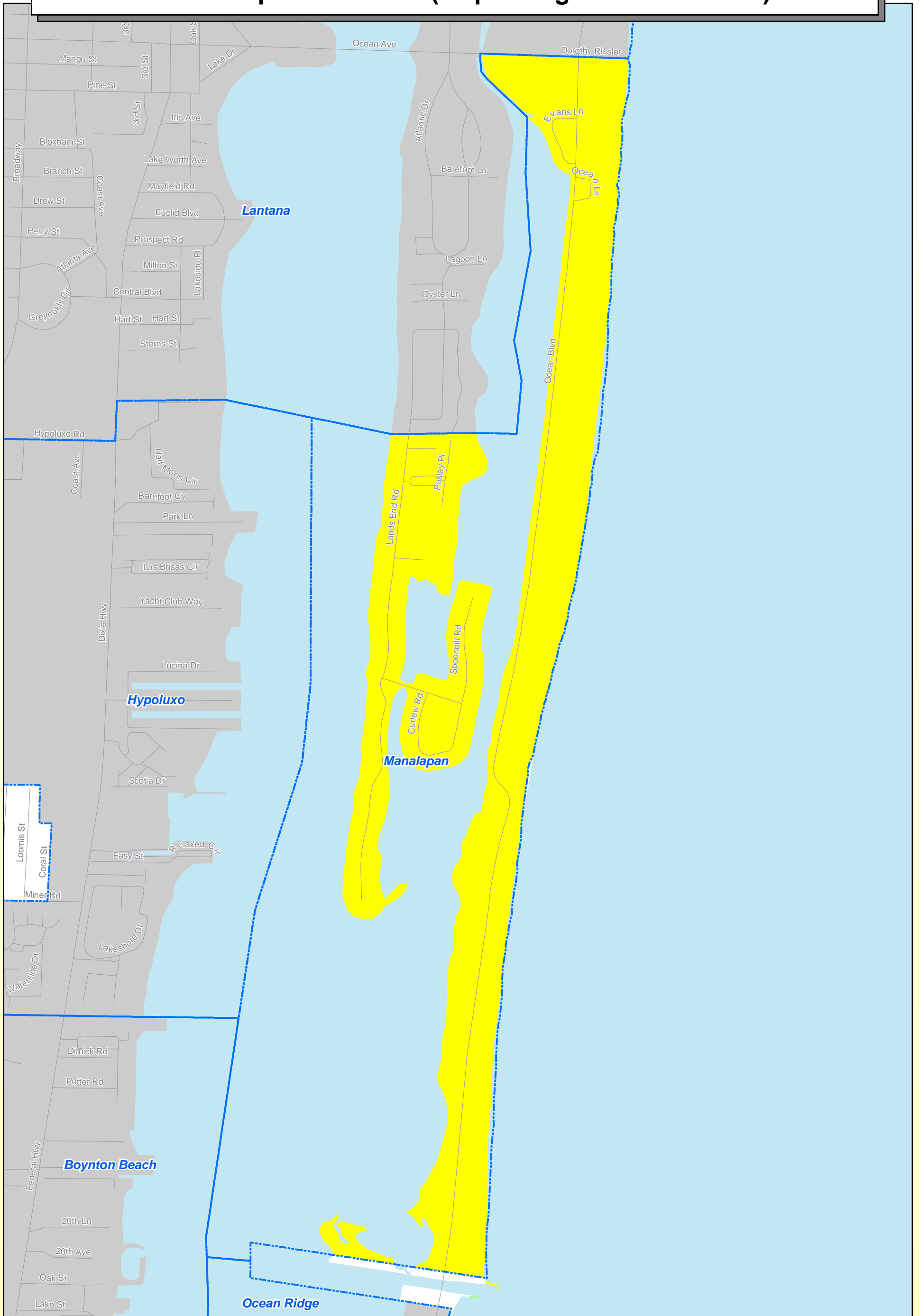


**Planning, Zoning
 & Building**
 2300 N Jog Rd
 West Palm Beach, FL 33411
 Phone (561) 233-5300



2 0 2 0 C e n s u s

Low Response Score (Replacing Hard to Count)

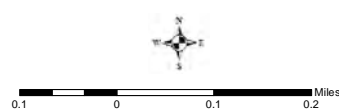


Date: 2/25/19
 Contact: PBC Planning Division
 Filename: N:\CensusData\Census 2020\LRS
 Source: 2018 US Census Planning Database

Note: Map is not official, for presentation purposes only.

LRS (Low Response Score)

- Less than 12
- 12.1 to 18.1
- 18.2 to 25.1
- Greater than 25.1

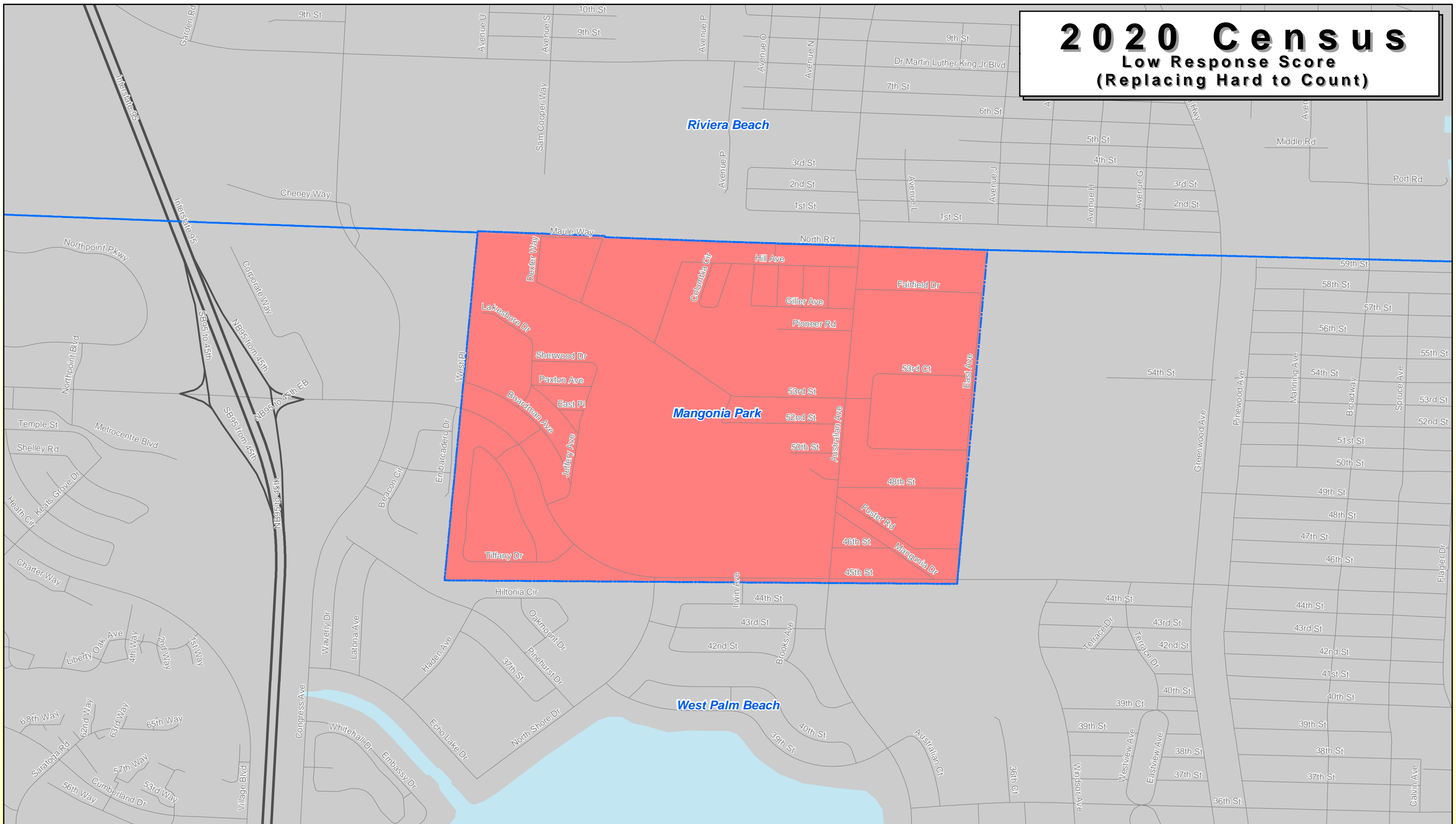


**Planning, Zoning
& Building**
 2300 N Jog Rd
 West Palm Beach, FL 33411
 Phone (561) 233-5300



2020 Census


Low Response Score
(Replacing Hard to Count)



Revision Date: 2/25/19
 Contact: PBC Planning Division
 Filename: N:\CensusData\Census 2020\LRS
 Source: 2018 US Census Planning Database

LRS (Low Response Score)

Less than 12	18.2 to 25.1
12.1 to 18.1	Greater than 25.1



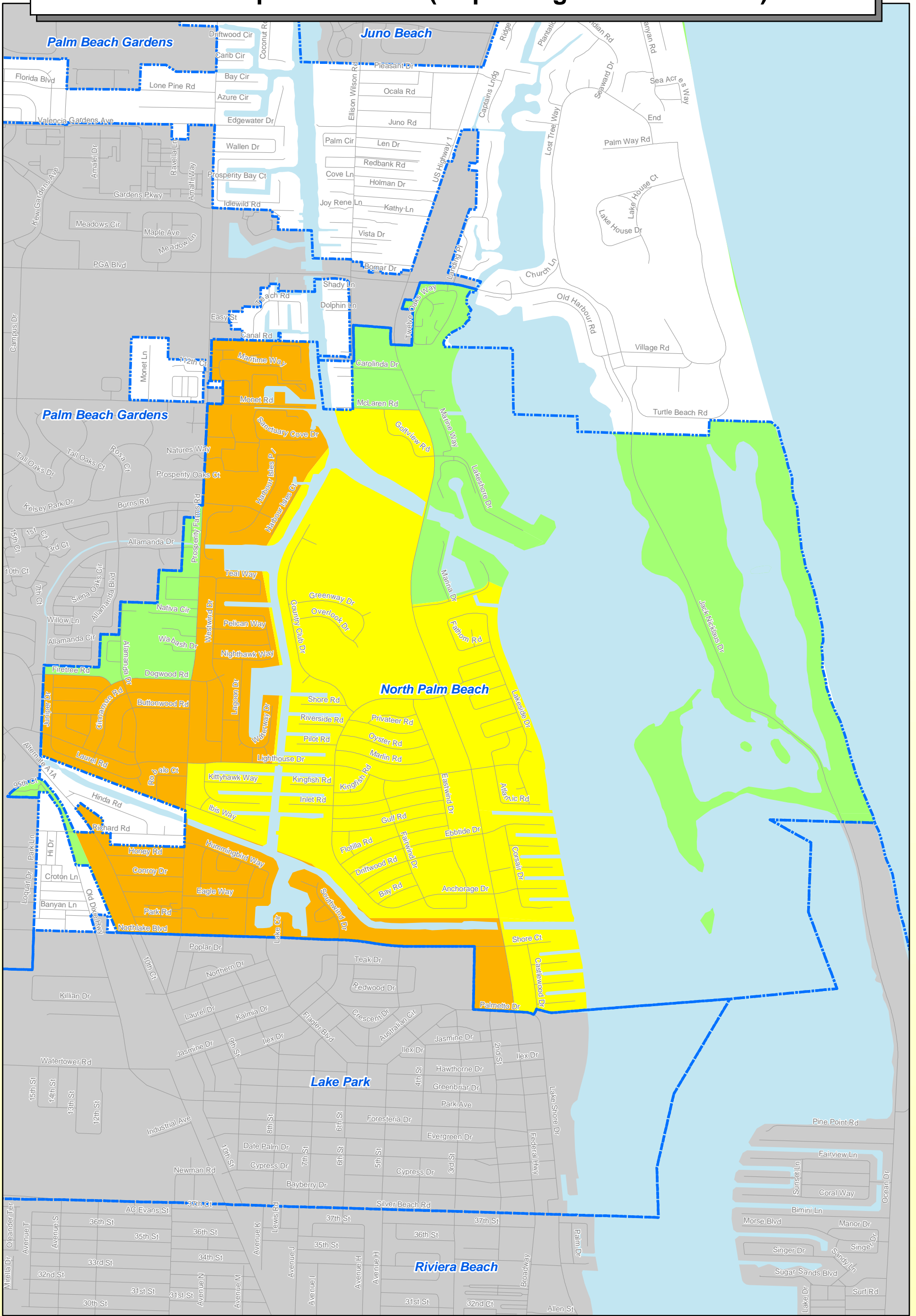
Note: Map is not official, for presentation purposes only.

Planning, Zoning & Building
 2300 N Jog Rd
 West Palm Beach, FL 33411
 Phone (561) 233-5300



2 0 2 0 C e n s u s

Low Response Score (Replacing Hard to Count)



Date: 2/25/19
 Contact: PBC Planning Division
 Filename: N:\CensusData\Census 2020\LRS
 Source: 2018 US Census Planning Database

Note: Map is not official, for presentation purposes only.

LRS (Low Response Score)

- Less than 12
- 12.1 to 18.1
- 18.2 to 25.1
- Greater than 25.1

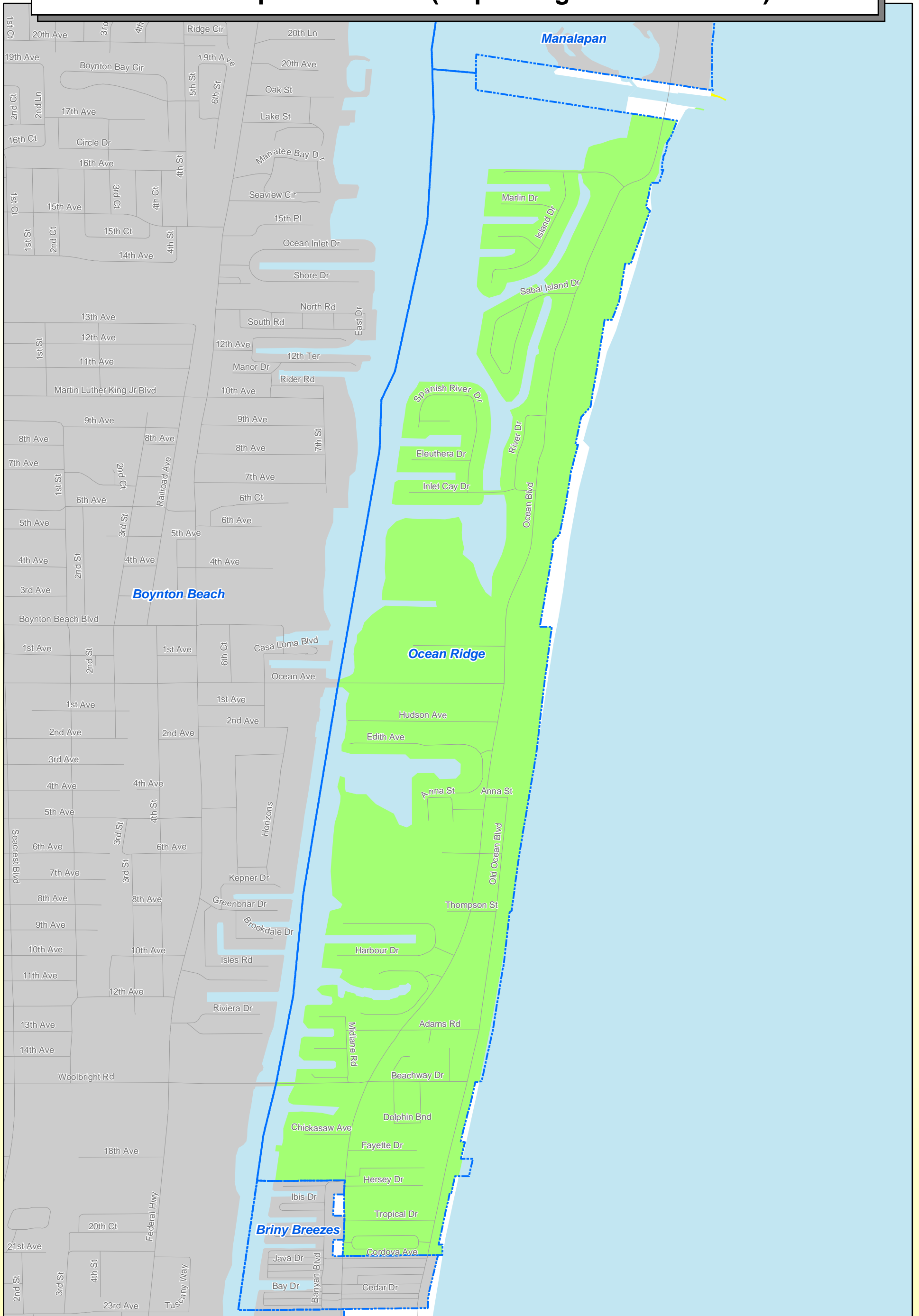


**Planning, Zoning
 & Building**
 2300 N Jog Rd
 West Palm Beach, FL 33411
 Phone (561) 233-5300



2020 Census

Low Response Score (Replacing Hard to Count)



Date: 2/25/19
 Contact: PBC Planning Division
 Filename: N:\CensusData\Census 2020\LRS
 Source: 2018 US Census Planning Database

Note: Map is not official, for presentation purposes only.

LRS (Low Response Score)

- Less than 12
- 12.1 to 18.1
- 18.2 to 25.1
- Greater than 25.1



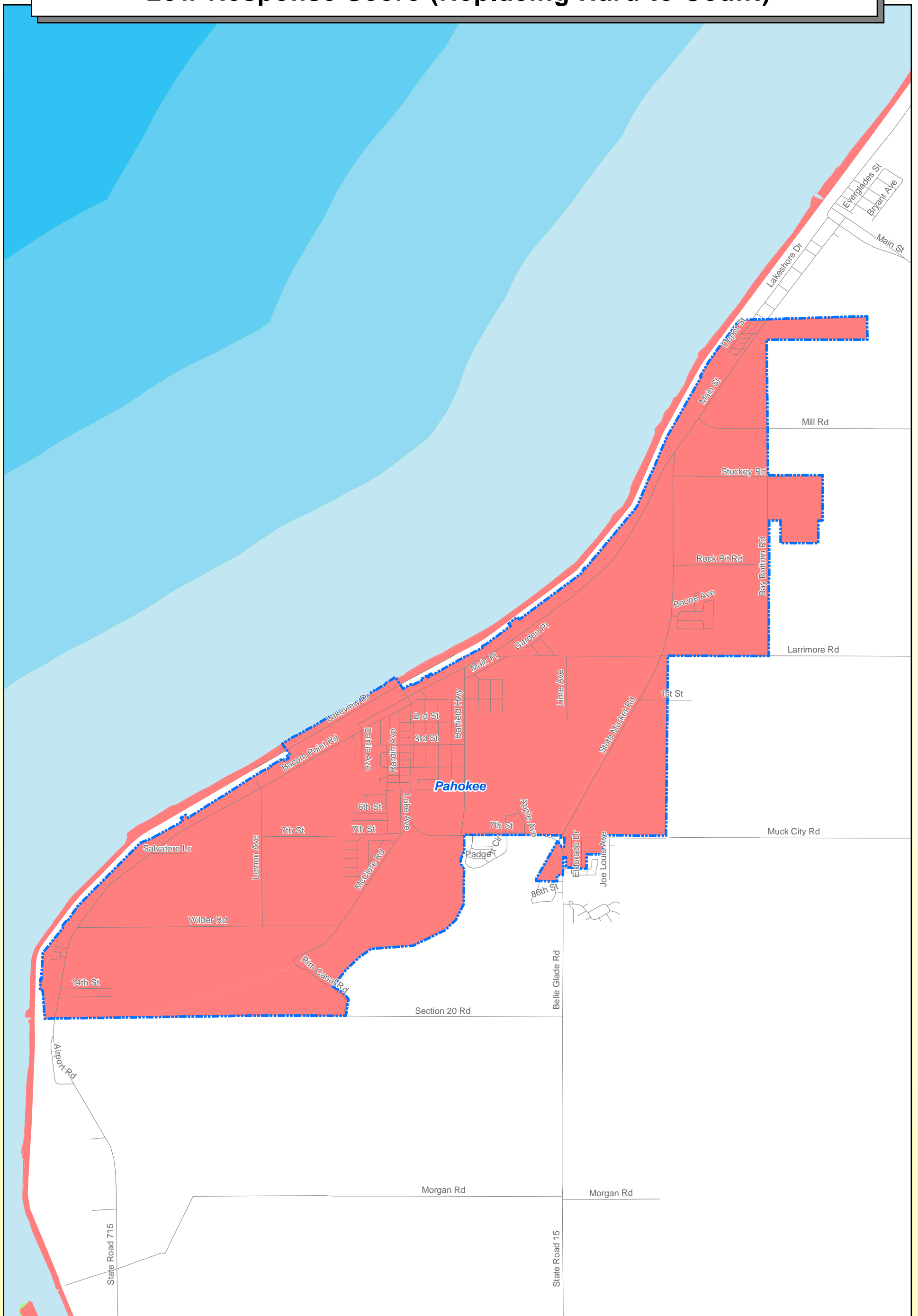
0.1 0 0.1 0.2 Miles

**Planning, Zoning
& Building**
 2300 N Jog Rd
 West Palm Beach, FL 33411
 Phone (561) 233-5300



2 0 2 0 C e n s u s

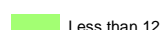
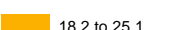
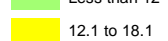
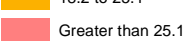
Low Response Score (Replacing Hard to Count)




Date: 2/25/19
Contact: PBC Planning Division
Filename: N:\CensusData\Census 2020\LRS
Source: 2018 US Census Planning Database

Note: Map is not official, for presentation purposes only.

LRS (Low Response Score)

- | | |
|--|---|
|  Less than 12 |  18.2 to 25.1 |
|  12.1 to 18.1 |  Greater than 25.1 |

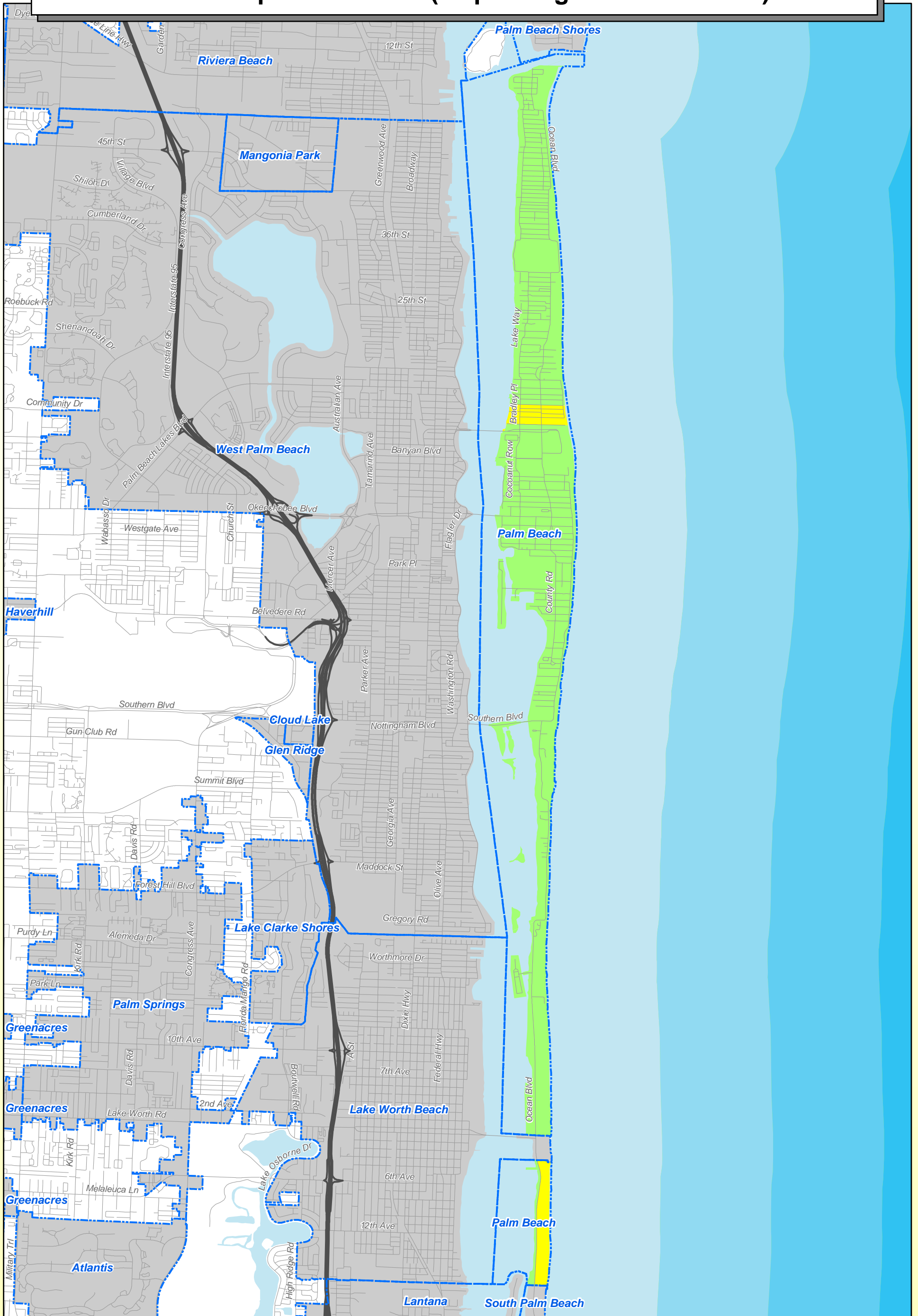


**Planning, Zoning
& Building**
2300 N Jog Rd
West Palm Beach, FL 33411
Phone (561) 233-5300



2020 C e n s u s

Low Response Score (Replacing Hard to Count)




Date: 2/25/19
 Contact: PBC Planning Division
 Filename: N:\CensusData\Census 2020\LRs
 Source: 2018 US Census Planning Database

Note: Map is not official, for presentation purposes only.

LRs (Low Response Score)

- Less than 12
- 12.1 to 18.1
- 18.2 to 25.1
- Greater than 25.1

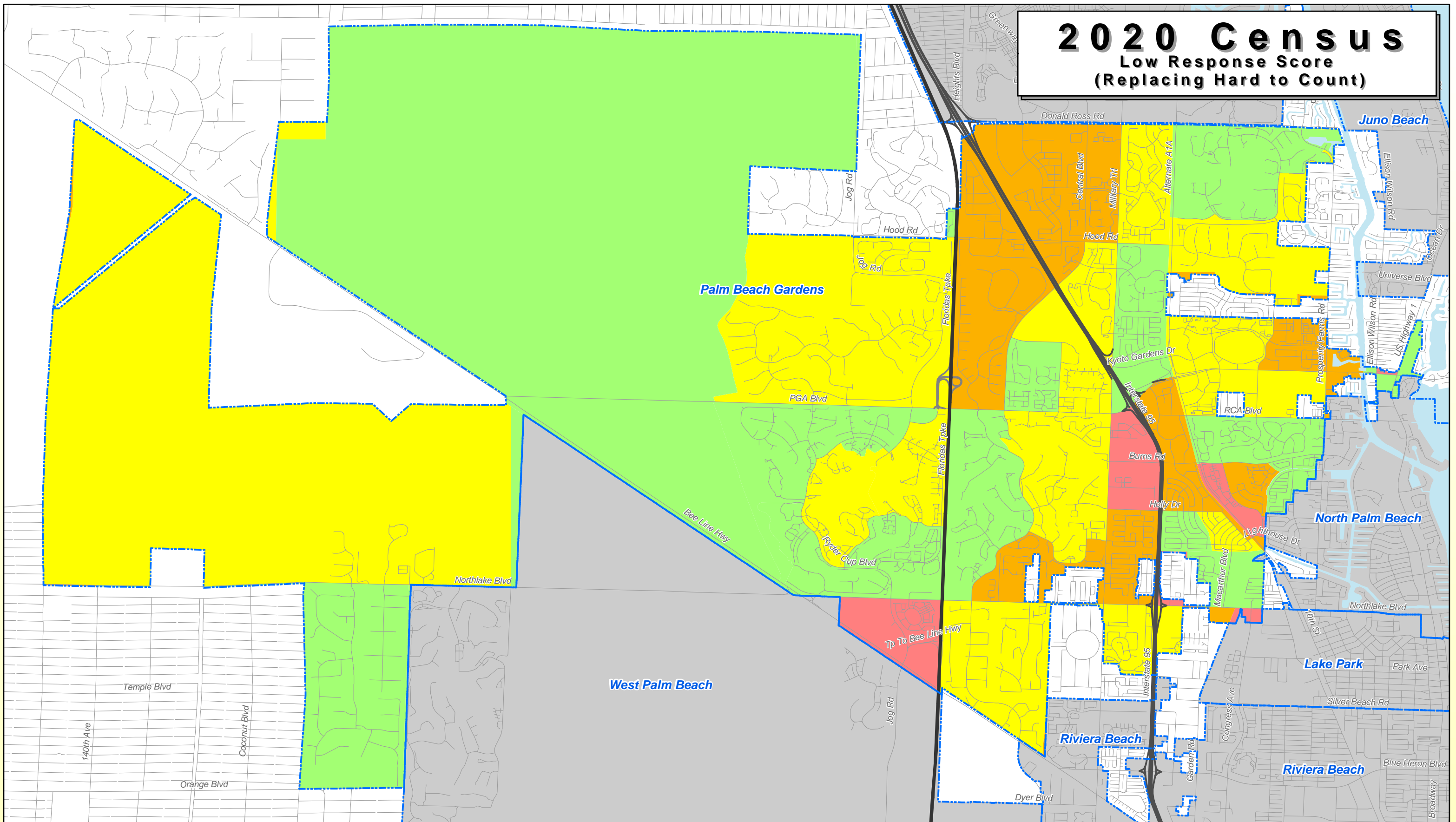


**Planning, Zoning
& Building**
 2300 N Jog Rd
 West Palm Beach, FL 33411
 Phone (561) 233-5300



2020 Census

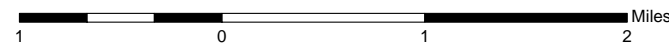
Low Response Score (Replacing Hard to Count)



Revision Date: 2/25/19
 Contact: PBC Planning Division
 Filename: N:\CensusData\Census 2020\LRS
 Source: 2018 US Census Planning Database

LRS (Low Response Score)

- | | |
|--|--|
| Less than 12 | 18.2 to 25.1 |
| 12.1 to 18.1 | Greater than 25.1 |



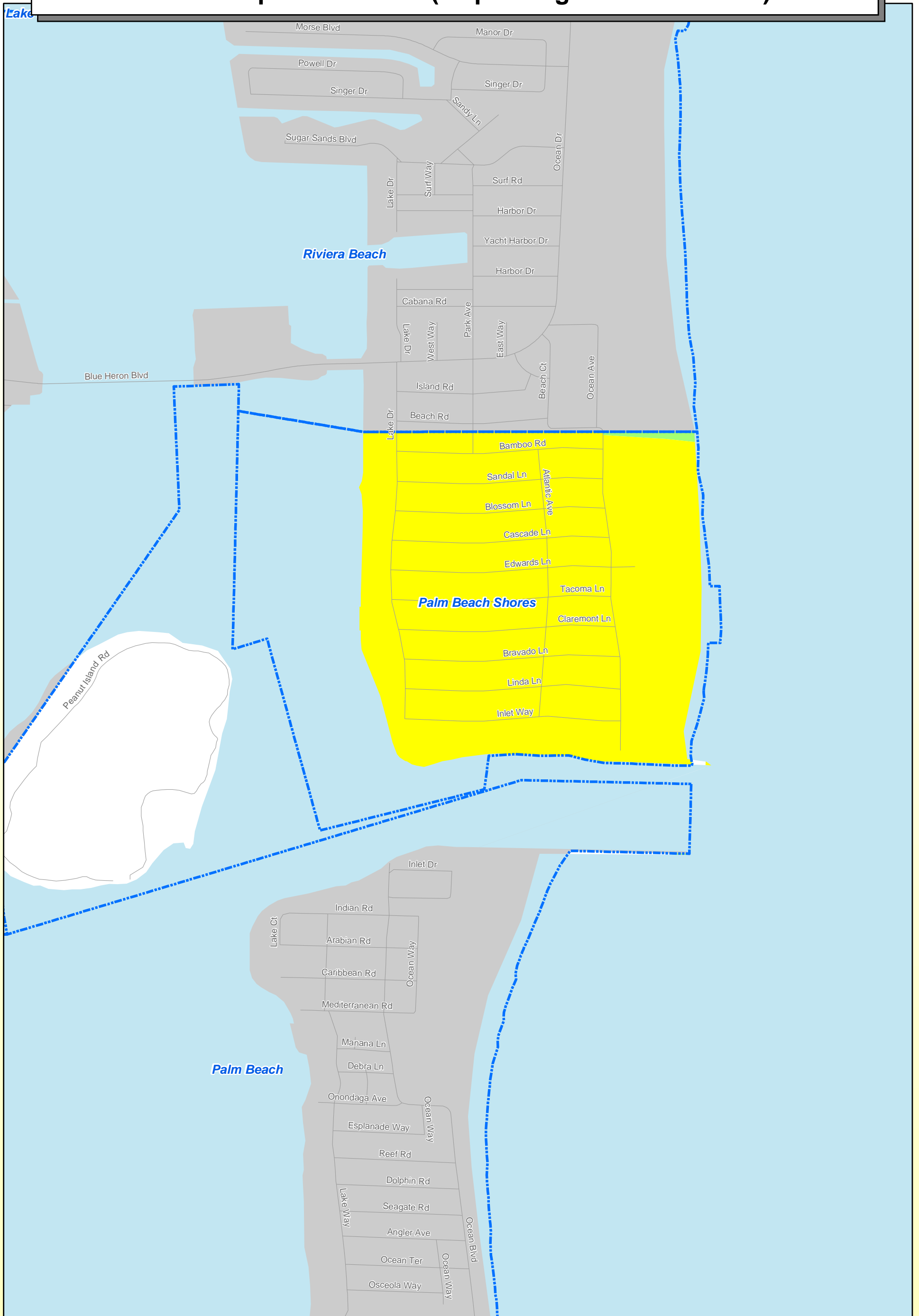
Note: Map is not official, for presentation purposes only.

**Planning, Zoning
& Building**
 2300 N Jog Rd
 West Palm Beach, FL 33411
 Phone (561) 233-5300



2 0 2 0 C e n s u s

Low Response Score (Replacing Hard to Count)



Date: 2/25/19
Contact: PBC Planning Division
Filename: N:\CensusData\Census 2020\LRS
Source: 2018 US Census Planning Database

Note: Map is not official, for presentation purposes only.

LRS (Low Response Score)

- Less than 12
- 12.1 to 18.1
- 18.2 to 25.1
- Greater than 25.1

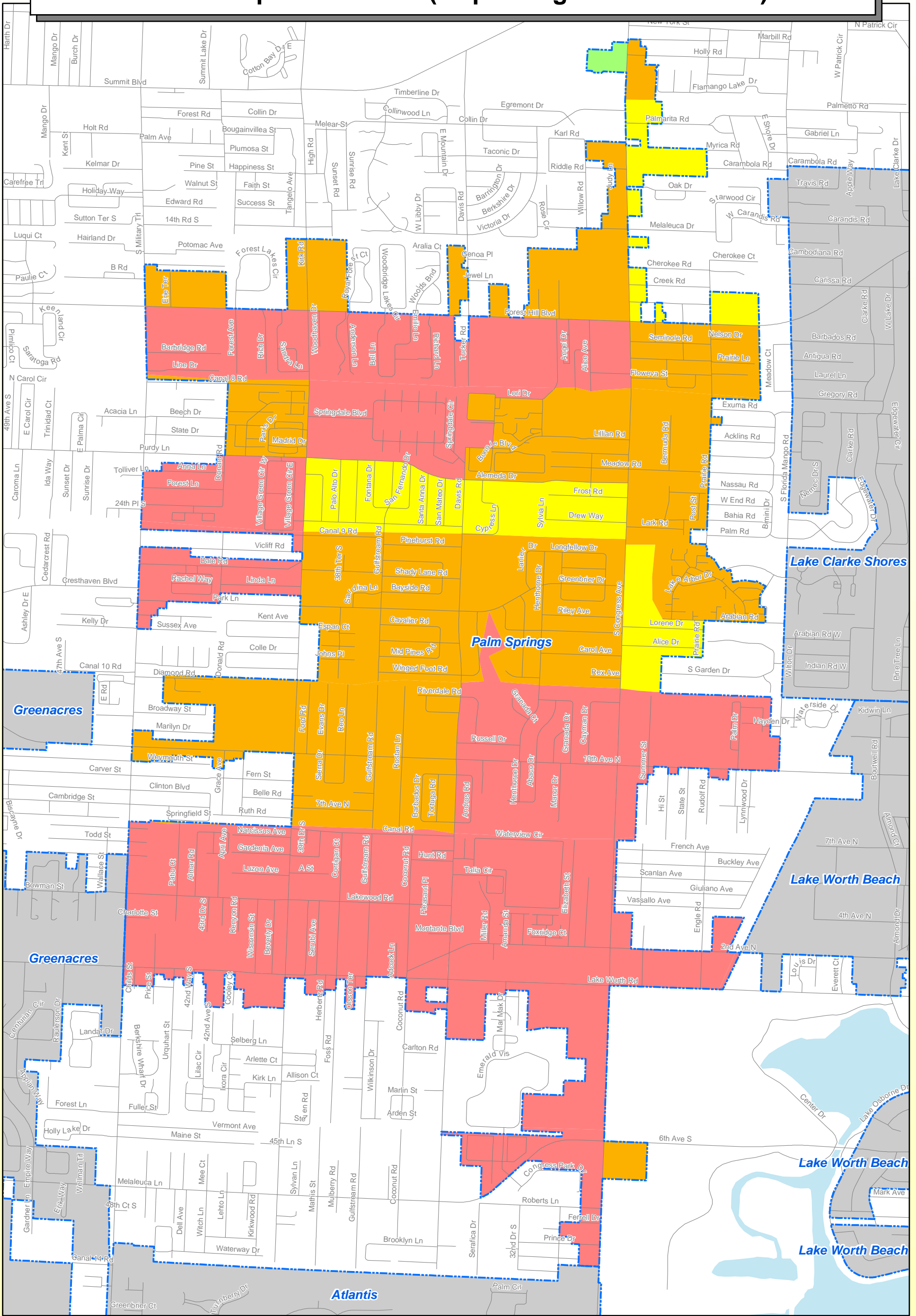


Planning, Zoning & Building
2300 N Jog Rd
West Palm Beach, FL 33411
Phone (561) 233-5300



2020 C e n s u s

Low Response Score (Replacing Hard to Count)



Date: 2/25/19
 Contact: PBC Planning Division
 Filename: N:\CensusData\Census 2020\LRS
 Source: 2018 US Census Planning Database

Note: Map is not official, for presentation purposes only.

LRS (Low Response Score)

- Less than 12
- 12.1 to 18.1
- 18.2 to 25.1
- Greater than 25.1



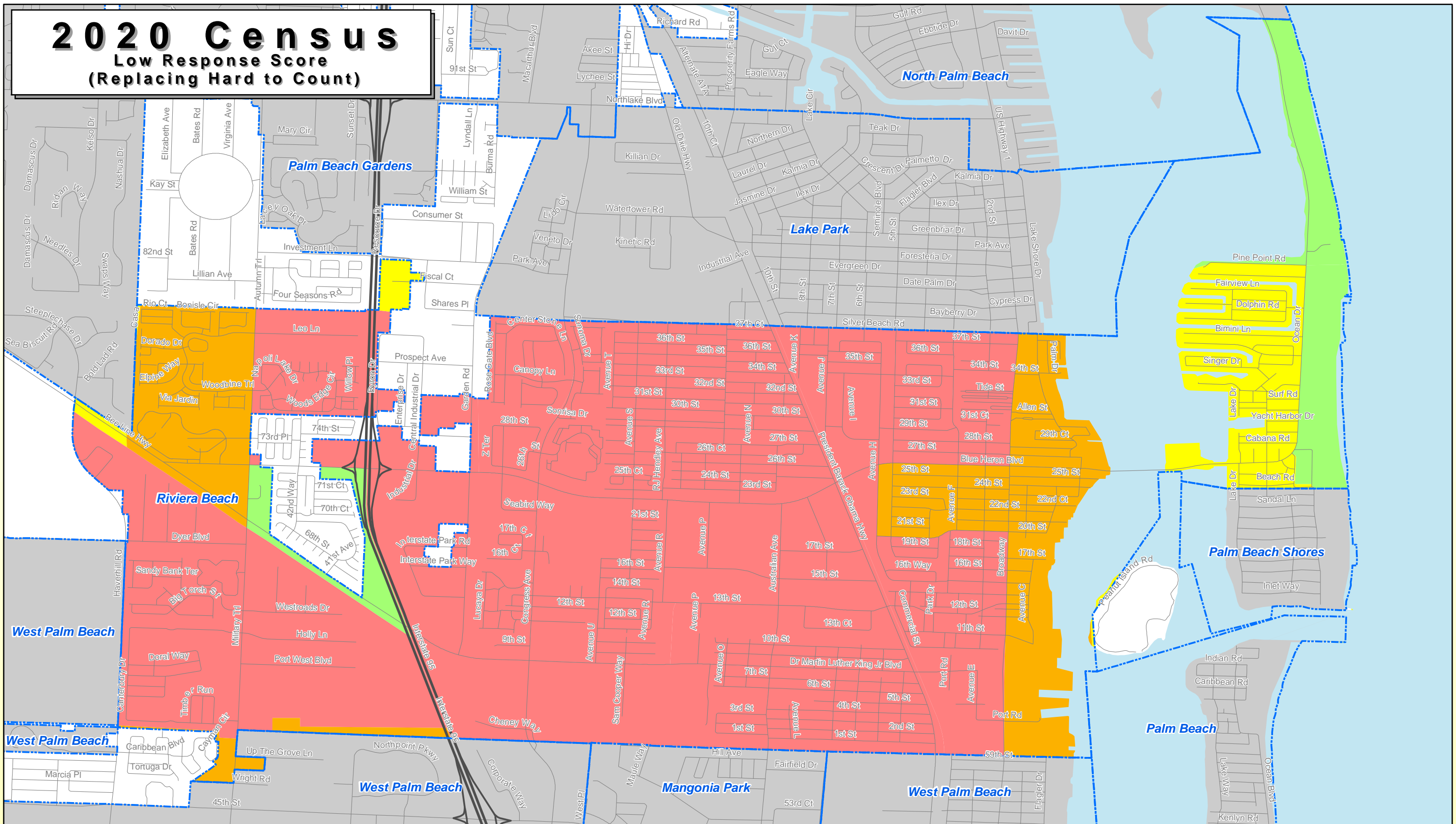
**Planning, Zoning
& Building**
 2300 N Jog Rd
 West Palm Beach, FL 33411
 Phone (561) 233-5300



2020 Census

Low Response Score

(Replacing Hard to Count)




Revision Date: 2/25/19
 Contact: PBC Planning Division
 Filename: N:\CensusData\Census 2020\LRS
 Source: 2018 US Census Planning Database

Note: Map is not official, for presentation purposes only.

LRS (Low Response Score)

- Less than 12
- 12.1 to 18.1
- 18.2 to 25.1
- Greater than 25.1

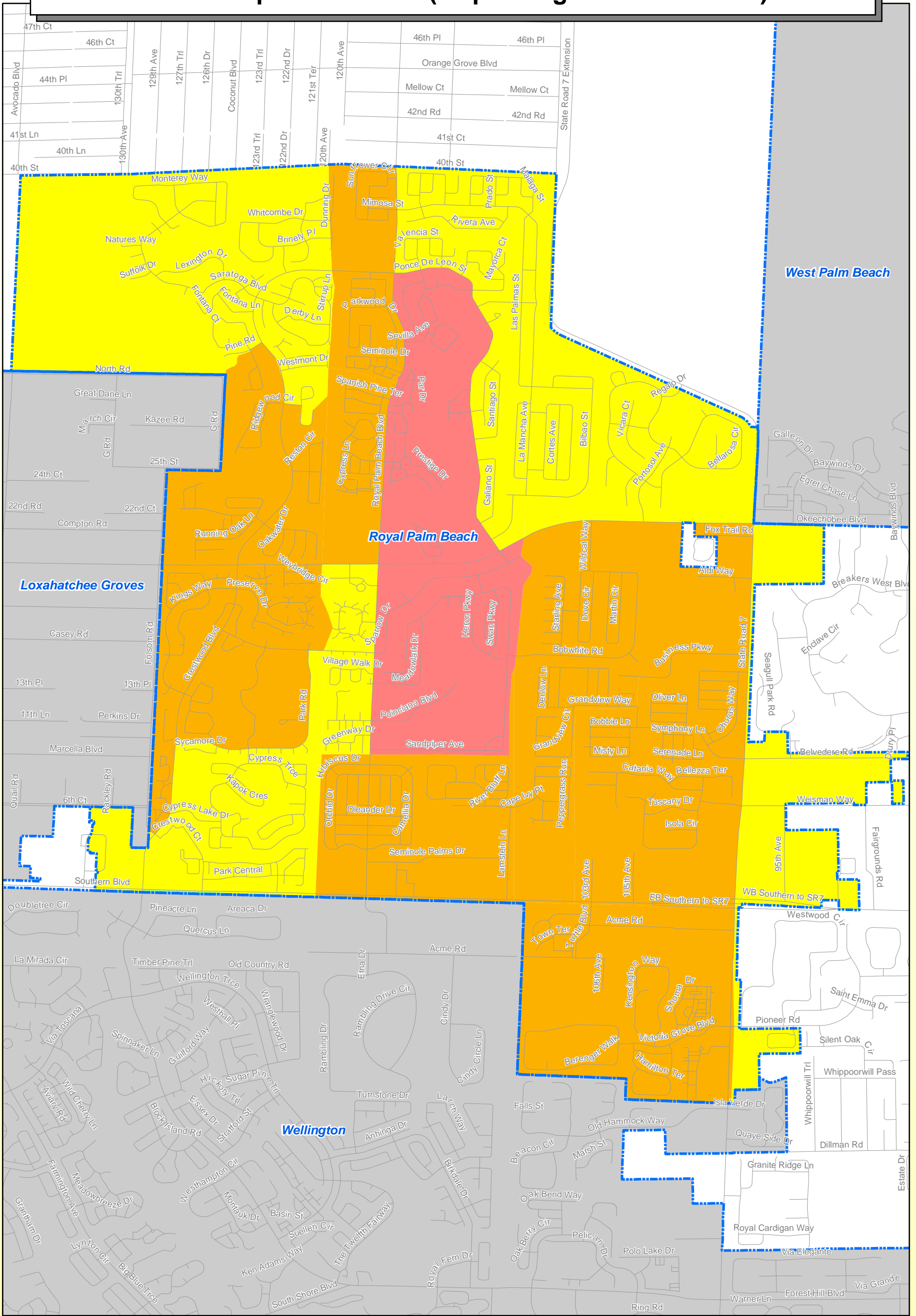


Planning, Zoning & Building
 2300 N Jog Rd
 West Palm Beach, FL 33411
 Phone (561) 233-5300



2 0 2 0 C e n s u s

Low Response Score (Replacing Hard to Count)



Date: 2/25/19
 Contact: PBC Planning Division
 Filename: N:\CensusData\Census 2020\LRS
 Source: 2018 US Census Planning Database

Note: Map is not official, for presentation purposes only.

LRS (Low Response Score)

- 12.1 to 18.1
- 18.2 to 25.1
- Greater than 25.1

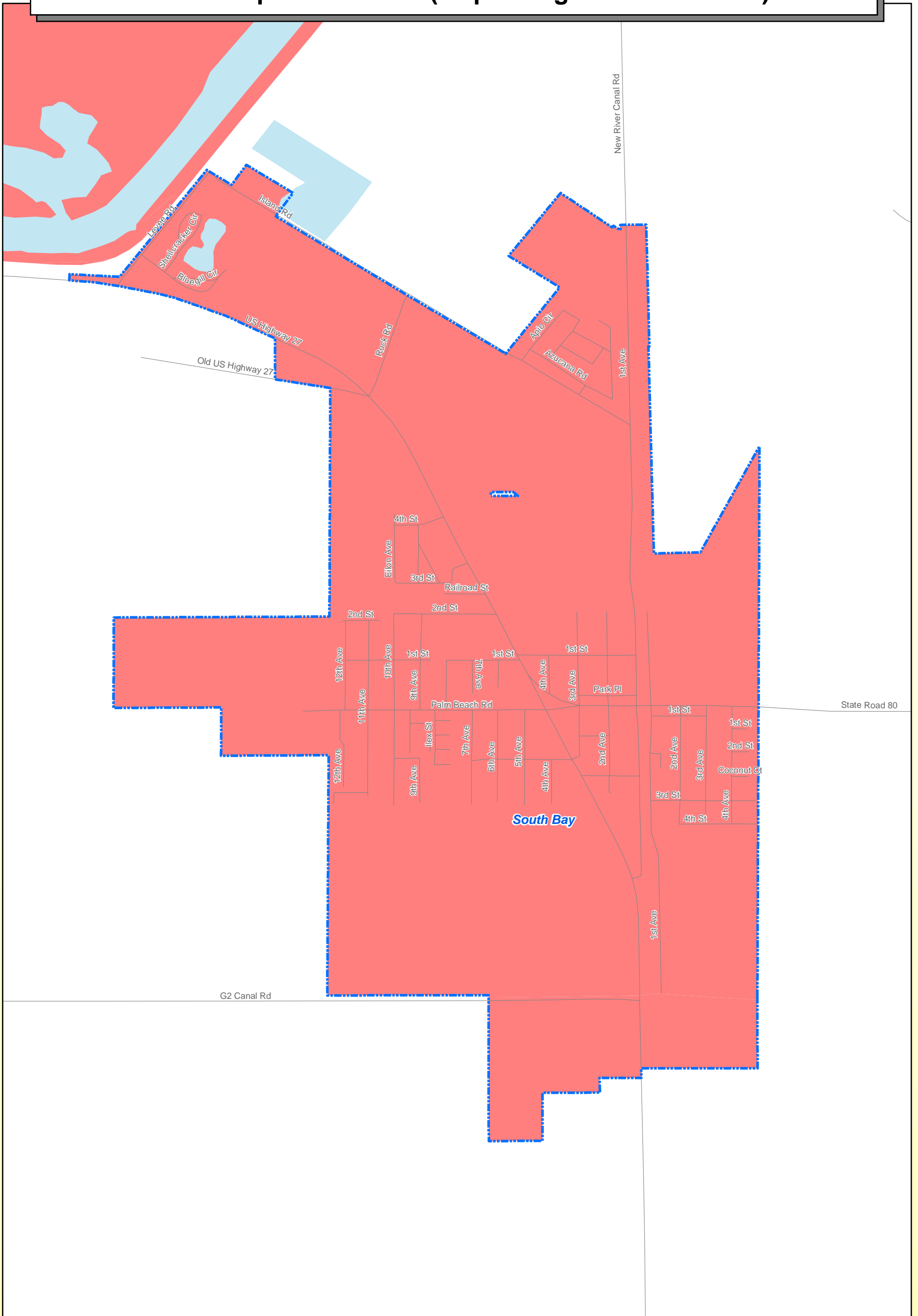


Planning, Zoning & Building
 2300 N Jog Rd
 West Palm Beach, FL 33411
 Phone (561) 233-5300



2 0 2 0 C e n s u s

Low Response Score (Replacing Hard to Count)

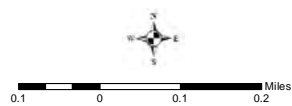


Date: 2/25/19
Contact: PBC Planning Division
Filename: N:\CensusData\Census 2020\LRs
Source: 2018 US Census Planning Database

Note: Map is not official, for presentation purposes only.

LRS (Low Response Score)

- Less than 12
- 12.1 to 18.1
- 18.2 to 25.1
- Greater than 25.1

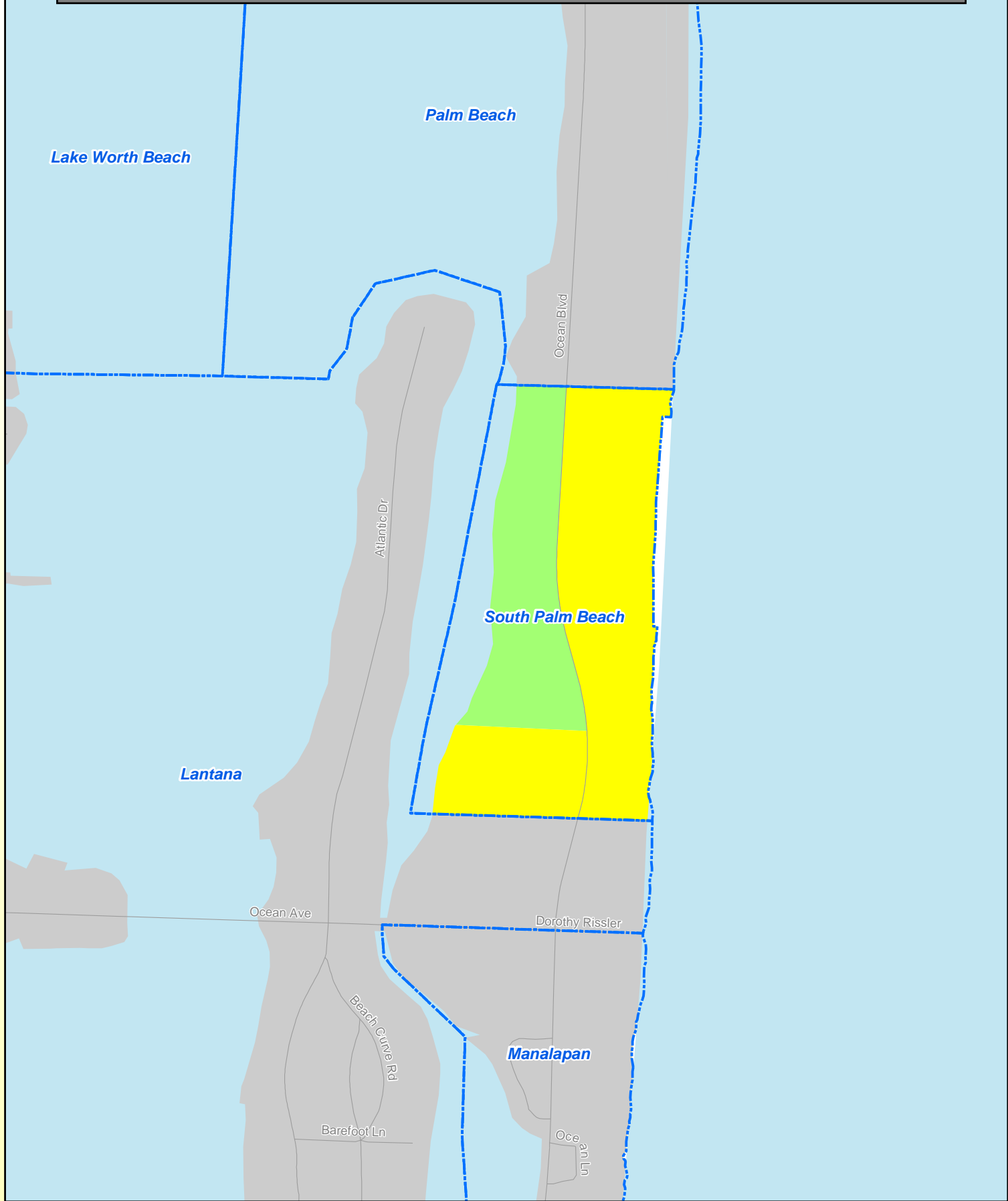


Planning, Zoning & Building
2300 N Jog Rd
West Palm Beach, FL 33411
Phone (561) 233-5300



2020 Census

Low Response Score (Replacing Hard to Count)



Revision Date: 2/21/19
 Contact: PBC Planning Division
 Filename: N:\CensusData\Census 2020\PSAP\Muni PDFs
 Source: 2018 US Census Planning Database

LRS (Low Response Score)

■ Less than 12	■ 18.2 to 25.1
■ 12.1 to 18.1	■ Greater than 25.1



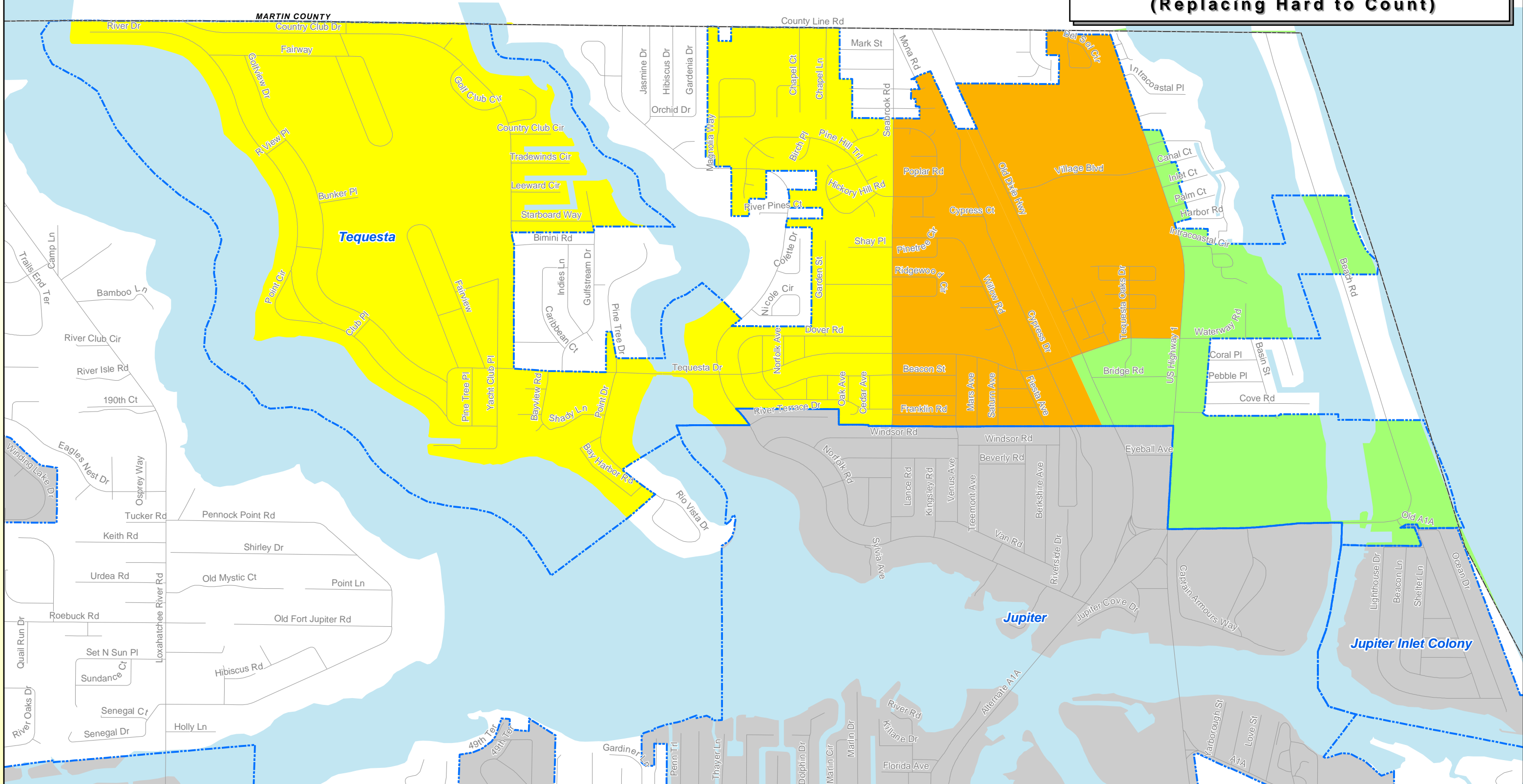
Planning, Zoning & Building
 2300 N Jog Rd
 West Palm Beach, FL 33411
 Phone (561) 233-5300



Note: Map is not official, for presentation purposes only.

2020 Census


Low Response Score
(Replacing Hard to Count)



Revision Date: 2/25/19
 Contact: PBC Planning Division
 Filename: N:\CensusData\Census 2020\LRS
 Source: 2018 US Census Planning Database

LRS (Low Response Score)

Less than 12	18.2 to 25.1
12.1 to 18.1	Greater than 25.1



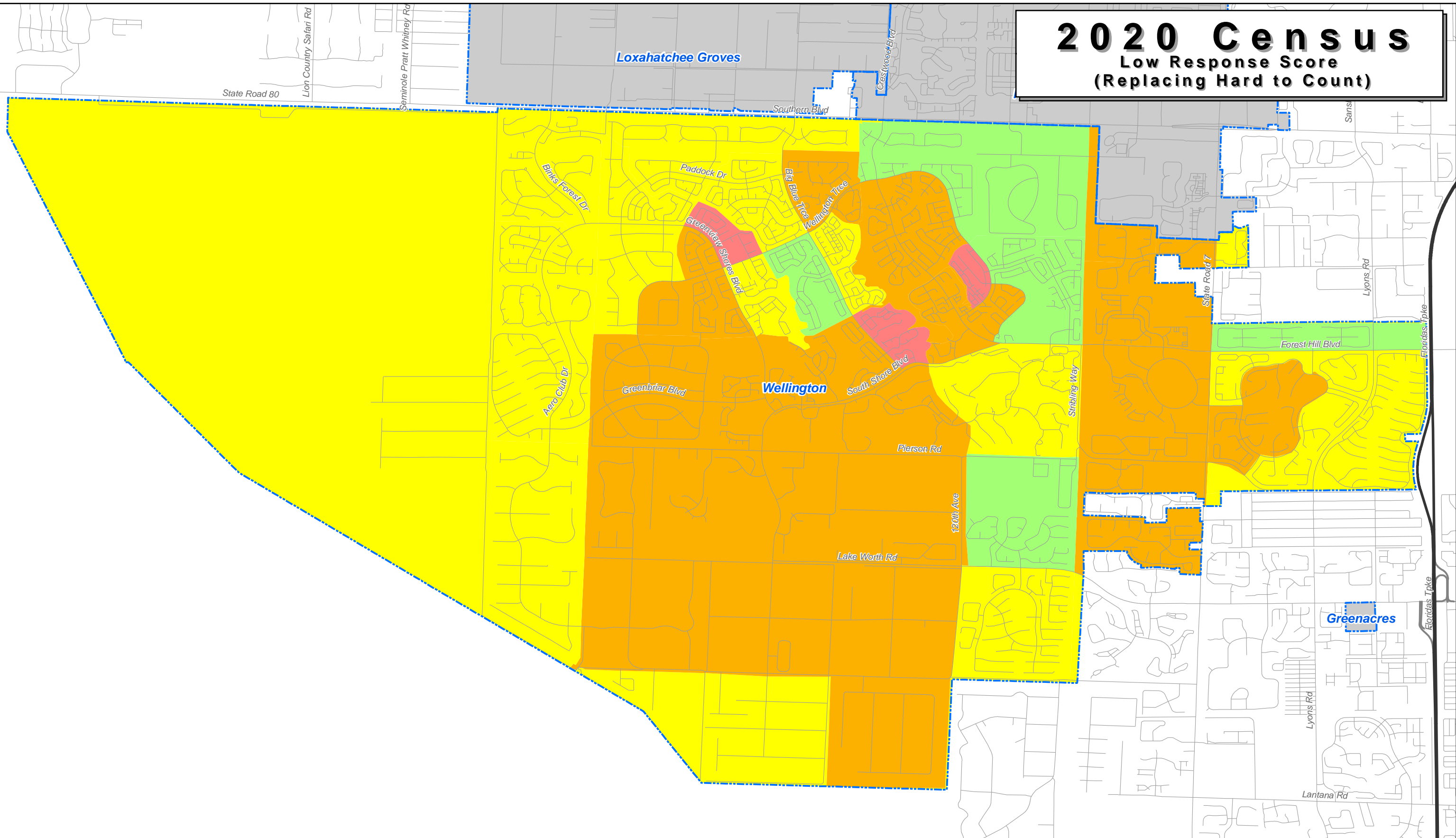
Note: Map is not official, for presentation purposes only.

Planning, Zoning & Building
 2300 N Jog Rd
 West Palm Beach, FL 33411
 Phone (561) 233-5300



2020 Census

Low Response Score (Replacing Hard to Count)



Revision Date: 2/25/19
 Contact: PBC Planning Division
 Filename: N:\CensusData\Census 2020\LRS
 Source: 2018 US Census Planning Database

LRS (Low Response Score)

Less than 12	18.2 to 25.1
12.1 to 18.1	Greater than 25.1



Planning, Zoning & Building
 2300 N Jog Rd
 West Palm Beach, FL 33411
 Phone (561) 233-5300

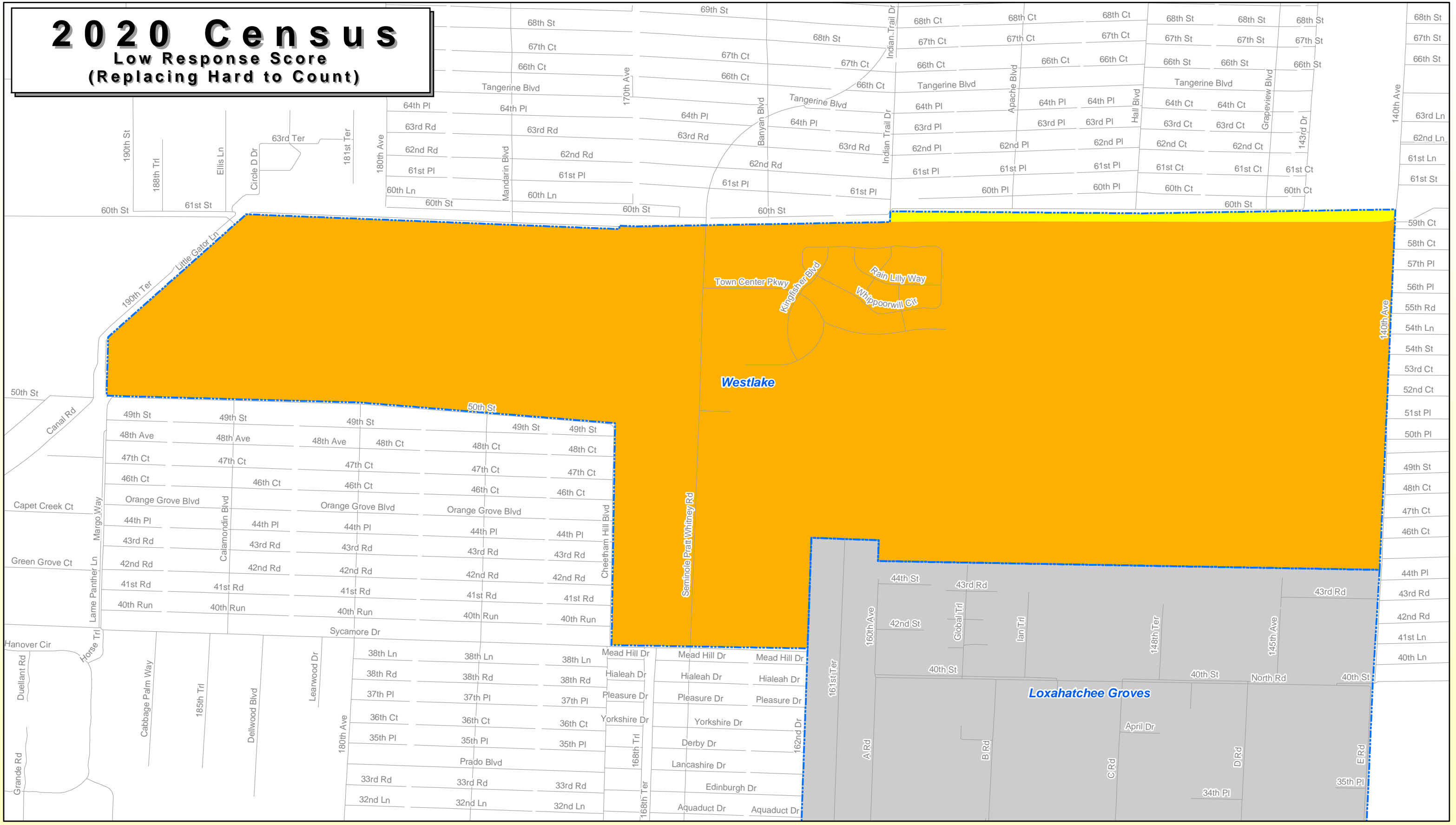


Note: Map is not official, for presentation purposes only.

2020 Census

Low Response Score


(Replacing Hard to Count)



Revision Date: 2/25/19
 Contact: PBC Planning Division
 Filename: N:\CensusData\Census 2020\LRS
 Source: 2018 US Census Planning Database

LRS (Low Response Score)

- Less than 12
- 12.1 to 18.1
- 18.2 to 25.1
- Greater than 25.1



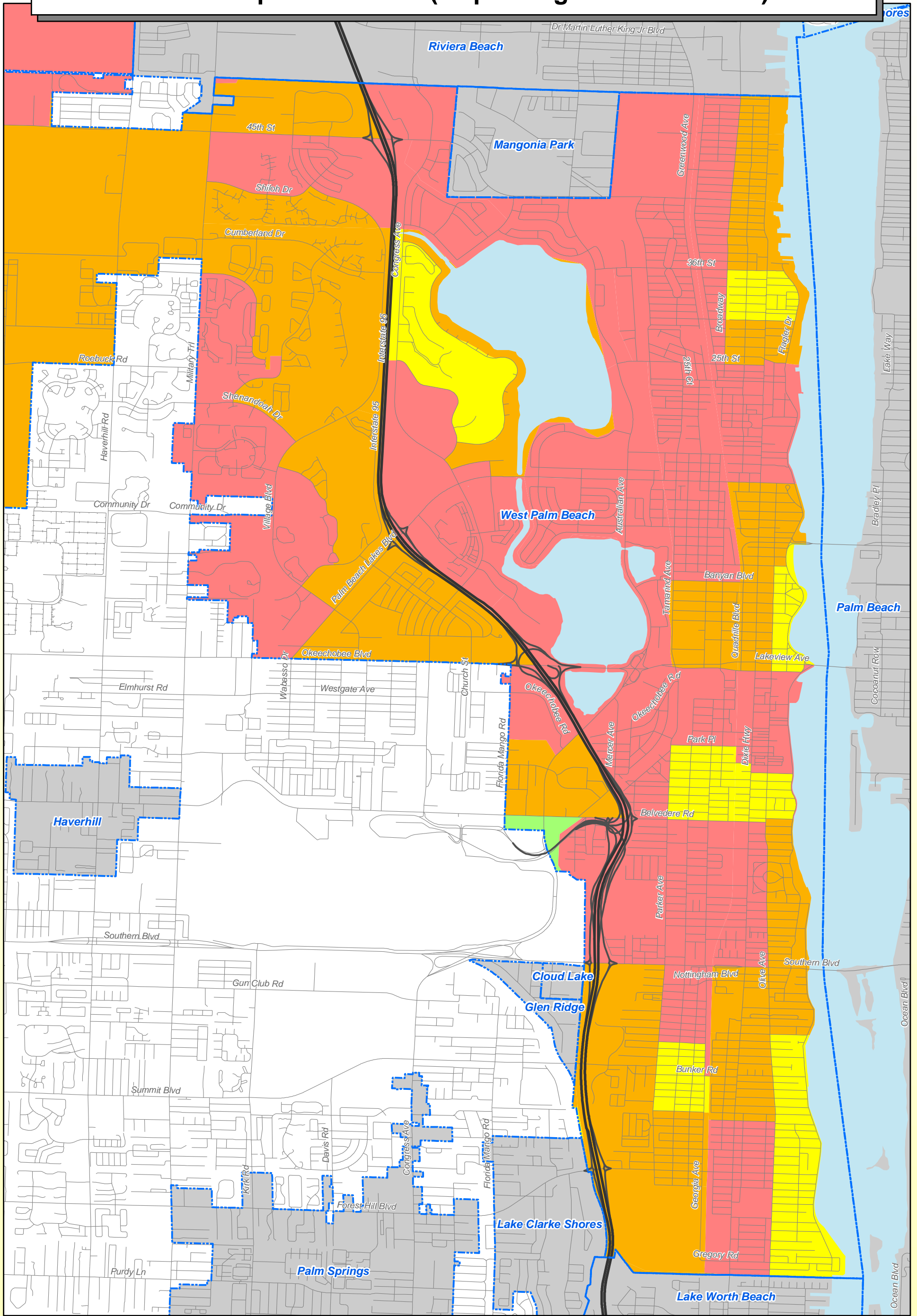
Note: Map is not official, for presentation purposes only.

Planning, Zoning & Building
 2300 N Jog Rd
 West Palm Beach, FL 33411
 Phone (561) 233-5300



2 0 2 0 C e n s u s

Low Response Score (Replacing Hard to Count)




Date: 2/25/19
 Contact: PBC Planning Division
 Filename: N:\CensusData\Census 2020LRS
 Source: 2018 US Census Planning Database

Note: Map is not official, for presentation purposes only.

LRS (Low Response Score)

- Less than 12
- 12.1 to 18.1
- 18.2 to 25.1
- Greater than 25.1

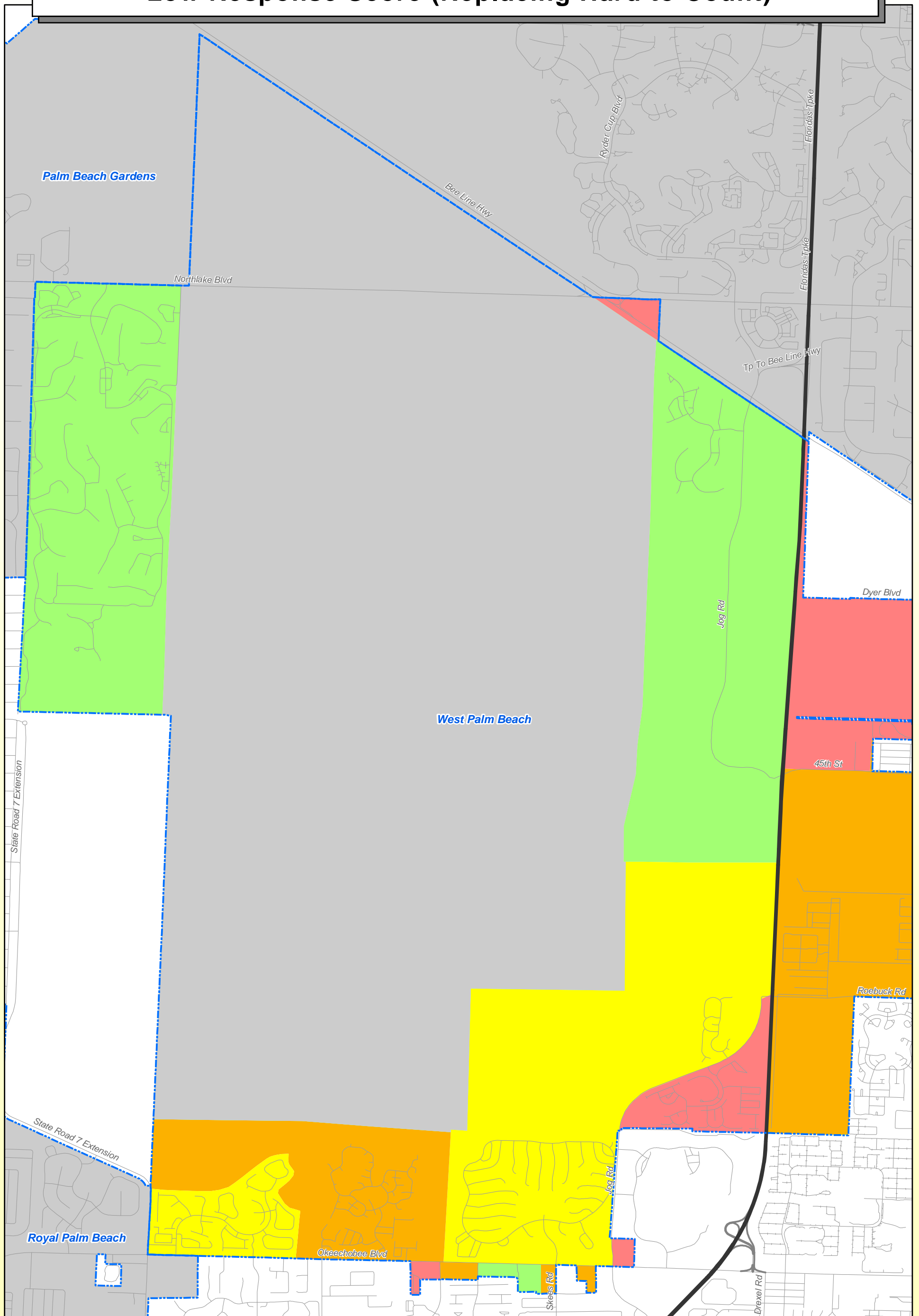


**Planning, Zoning
& Building**
 2300 N Jog Rd
 West Palm Beach, FL 33411
 Phone (561) 233-5300



2 0 2 0 C e n s u s

Low Response Score (Replacing Hard to Count)




Date: 2/25/19
Contact: PBC Planning Division
Filename: N:\CensusData\Census 2020\LRS
Source: 2018 US Census Planning Database

Note: Map is not official, for presentation purposes only.

LRS (Low Response Score)

- | | |
|--------------|-------------------|
| Less than 12 | 18.2 to 25.1 |
| 12.1 to 18.1 | Greater than 25.1 |



Planning, Zoning & Building
2300 N Jog Rd
West Palm Beach, FL 33411
Phone (561) 233-5300

