

# Light Harbor Marina

## Expense Budget

Menu Quick Search

BFY	Fund	Department	Appr Unit	Unit	Object	Current Budget	Encumbered	Actual Expenses	Unobligated
✓ 2004	3600	581	581P198CA	P198	6505	\$50,011.00	\$0.00	\$0.00	\$50,011.00
2004	3601	581	581P198CB	P198	6505	\$13,200.00	\$0.00	\$0.00	\$13,200.00
2004	3601	581	581P198CB	P198	6506	\$400,000.00	\$0.00	\$0.00	\$400,000.00
2004	3601	581	581P198CB	P198	6520	\$1,040,425.00	\$0.00	\$0.00	\$1,040,425.00
2005	3600	581	581P198CA	P198	6505	\$50,011.00	\$0.00	\$156.01	\$49,854.99
2005	3601	581	581P198CB	P198	6505	\$13,200.00	\$0.00	\$41,393.00	(\$28,193.00)
2005	3601	581	581P198CB	P198	6506	\$400,000.00	\$0.00	\$0.00	\$400,000.00
2005	3601	581	581P198CB	P198	6520	\$940,425.00	\$0.00	\$0.00	\$940,425.00

First Prev Next Last

Search

**▼ Budget Actuals**

Pre-Encumbered :	<input type="text" value="\$0.00"/>		Uncommitted :	<input type="text" value="\$50,011.00"/>
Encumbered :	<input type="text" value="\$0.00"/>		Unobligated :	<input type="text" value="\$50,011.00"/>
Accrued Expenses :	<input type="text" value="\$0.00"/>		Actual Expenses :	<input type="text" value="\$0.00"/>
Cash Expenses :	<input type="text" value="\$0.00"/>			

- ▶ Budgeted Amounts**
- ▶ Linked Revenues**
- ▶ General Information**

[Top](#)  
[Modified Budget Line Controls](#) [Appropriation Budget](#) [Linked Revenues](#)

## Expense Budget

Menu Quick Search

	BFY	Fund	Department	Appr Unit	Unit	Object	Current Budget	Encumbered	Actual Expenses	Unobligated
✓	2006	3600	581	581P198CA	P198	6505	\$49,855.00	\$0.00	\$0.00	\$49,855.00
	2006	3601	581	581P198CB	P198	6505	\$78,112.00	\$0.00	\$59,601.28	\$18,510.72
	2006	3601	581	581P198CB	P198	6506	\$293,695.00	\$0.00	\$0.00	\$293,695.00
	2006	3601	581	581P198CB	P198	6520	\$940,425.00	\$0.00	\$0.00	\$940,425.00
	2007	3038	581	581P198CC	P198	6505	\$149,742.00	\$0.00	\$58,373.01	\$91,368.99
	2007	3038	581	581P198CC	P198	6506	\$0.00	\$0.00	\$0.00	\$0.00
	2007	3038	581	581P198CC	P198	8101	\$400,000.00	\$0.00	\$0.00	\$400,000.00
	2007	3038	581	581P198CC	P198	8201	\$2,450,258.00	\$0.00	\$0.00	\$2,450,258.00

First Prev Next Last

Search



▼ Budget Actuals

Pre-Encumbered:	<input type="text" value="\$0.00"/>		Uncommitted:	<input type="text" value="\$49,855.00"/>
Encumbered:	<input type="text" value="\$0.00"/>		Unobligated:	<input type="text" value="\$49,855.00"/>
Accrued Expenses:	<input type="text" value="\$0.00"/>		Actual Expenses:	<input type="text" value="\$0.00"/>
Cash Expenses:	<input type="text" value="\$0.00"/>			

▶ Budgeted Amounts

▶ Linked Revenues

▶ General Information

Top

Modified Budget Line Controls Appropriation Budget Linked Revenues

## Expense Budget

Menu Quick Search

BFY	Fund	Department	Appr Unit	Unit	Object	Current Budget	Encumbered	Actual Expenses	Unobligated
✓ 2007	3600	581	581P198CA	P198	6505	\$49,855.00	\$0.00	\$2,672.32	\$47,182.68
2007	3601	581	581P198CB	P198	6505	\$125,309.00	\$0.00	\$87,818.50	\$37,490.50
2007	3601	581	581P198CB	P198	6506	\$293,695.00	\$0.00	\$104,000.00	\$189,695.00
2007	3601	581	581P198CB	P198	6520	\$833,627.00	\$0.00	\$0.00	\$833,627.00
2008	3038	581	581P198CC	P198	6505	\$136,118.00	\$0.00	\$75,622.41	\$60,495.59
2008	3038	581	581P198CC	P198	6506	\$1,193,329.00	\$0.00	\$992,297.90	\$201,031.10
2008	3038	581	581P198CC	P198	8101	\$400,000.00	\$0.00	\$0.00	\$400,000.00
2008	3038	581	581P198CC	P198	8201	\$712,181.00	\$0.00	\$0.00	\$712,181.00

First Prev Next Last

*Total* \$2,856,651

Search

**▼ Budget Actuals**

Pre-Encumbered :	<input type="text" value="\$0.00"/>		Uncommitted :	<input type="text" value="\$47,182.68"/>
Encumbered :	<input type="text" value="\$0.00"/>		Unobligated :	<input type="text" value="\$47,182.68"/>
Accrued Expenses :	<input type="text" value="\$0.00"/>		Actual Expenses :	<input type="text" value="\$2,672.32"/>
Cash Expenses :	<input type="text" value="\$2,672.32"/>			

- ▶ **Budgeted Amounts**
- ▶ **Linked Revenues**
- ▶ **General Information**

Top  
 Modified Budget Line Controls Appropriation Budget Linked Revenues

## Expense Budget





Menu Quick Search

BFY	Fund	Department	Appr Unit	Unit	Object	Current Budget	Encumbered	Actual Expenses	Unobligated
✓ 2008	3600	581	581P198CA	P198	6505	\$24,036.00	\$0.00	\$987.27	\$23,048.73
2008	3600	581	581P198CA	P198	6506	\$1,510,147.00	\$0.00	\$528,648.27	\$981,498.73
2008	3601	581	581P198CB	P198	6505	\$37,491.00	\$0.00	\$23,208.10	\$14,282.90
2008	3601	581	581P198CB	P198	6506	\$33,695.00	\$0.00	\$0.00	\$33,695.00
2008	3601	581	581P198CB	P198	6520	\$2,627.00	\$0.00	\$0.00	\$2,627.00
2009	3038	581	581P198CC	P198	4801	\$0.00	\$0.00	\$173.97	(\$173.97)
2009	3038	581	581P198CC	P198	6505	\$60,496.00	\$0.00	\$20,554.53	\$39,941.47
2009	3038	581	581P198CC	P198	6506	\$201,031.00	\$84,737.70	\$102,730.72	\$13,562.58

First Prev Next Last

Search 

**▼ Budget Actuals**

Pre-Encumbered :	<input type="text" value="\$0.00"/>		Uncommitted :	<input type="text" value="\$23,048.73"/>
Encumbered :	<input type="text" value="\$0.00"/>		Unobligated :	<input type="text" value="\$23,048.73"/>
Accrued Expenses :	<input type="text" value="\$0.00"/>		Actual Expenses :	<input type="text" value="\$987.27"/>
Cash Expenses :	<input type="text" value="\$987.27"/>			

- Budgeted Amounts**
- Linked Revenues**
- General Information**

Top  
 Modified Budget Line Controls Appropriation Budget Linked Revenues

## Expense Budget

[Menu](#) [Quick Search](#)

BFY	Fund	Department	Appr Unit	Unit	Object	Current Budget	Encumbered	Actual Expenses	Unobligated
✓ 2009	3038	581	581P198CC	P198	6520	\$0.00	\$948.12	\$0.00	(\$948.12)
2009	3038	581	581P198CC	P198	8101	\$400,000.00	\$400,000.00	\$0.00	\$0.00
2009	3038	581	581P198CC	P198	8201	\$712,181.00	\$0.00	\$0.00	\$712,181.00
2009	3600	581	581P198CA	P198	6505	\$23,049.00	\$63,090.89	\$18,252.12	(\$58,294.01)
2009	3600	581	581P198CA	P198	6506	\$981,498.00	\$186,268.00	\$736,935.99	\$58,294.01
2009	3601	581	581P198CB	P198	6505	\$14,283.00	\$4,325.00	\$2,452.00	\$7,506.00
2009	3601	581	581P198CB	P198	6506	\$33,695.00	\$12,423.07	\$0.00	\$21,271.93
2009	3601	581	581P198CB	P198	6520	\$2,627.00	\$0.00	\$767.90	\$1,859.10

[First](#) [Prev](#) [Next](#) [Last](#)

Search

*Total \$2,856,651*

**▼ Budget Actuals**

Pre-Encumbered :	<input type="text" value="\$0.00"/>		Uncommitted :	<input type="text" value="(\$948.12)"/>
Encumbered :	<input type="text" value="\$948.12"/>		Unobligated :	<input type="text" value="(\$948.12)"/>
Accrued Expenses :	<input type="text" value="\$0.00"/>		Actual Expenses :	<input type="text" value="\$0.00"/>
Cash Expenses :	<input type="text" value="\$0.00"/>			

**▶ Budgeted Amounts**

---

**▶ Linked Revenues**

---

**▶ General Information**

---

[Top](#)  
[Modified Budget Line Controls](#) [Appropriation Budget](#) [Linked Revenues](#)