

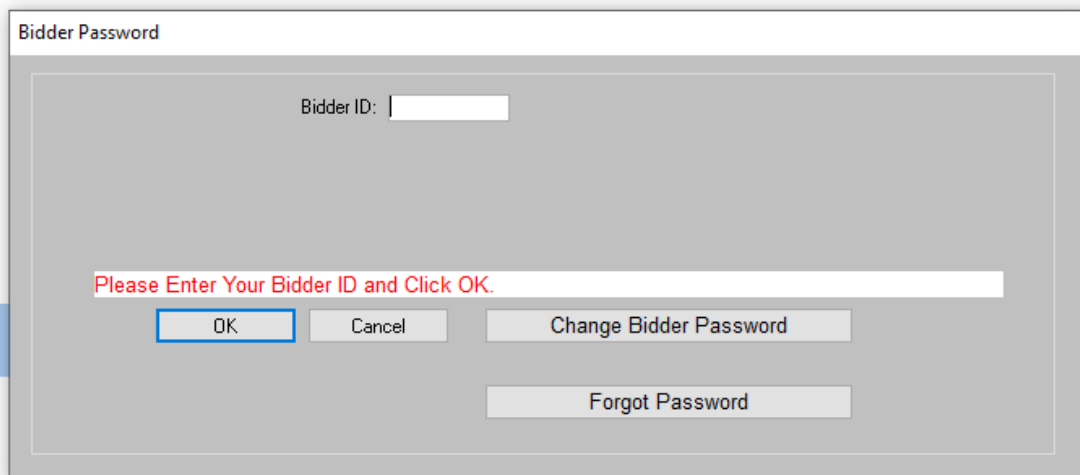
Password Creation Procedures

Step 1. Enter your bidder number in the bidder ID field

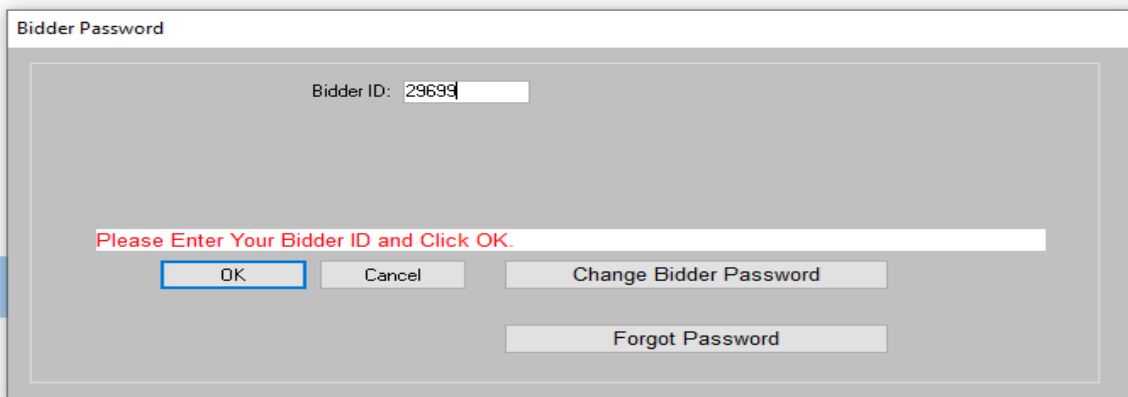
Click the "OK" button to proceed

Note: Once a password has been set, the "Change Bidder Password" button can be used to change your password. You will have to input your current password to proceed with a password change.

If you have forgotten your password after one has been set, you may click on the "Forgot Password" button to reset your password. You will have to enter your two security questions to complete this process. The system will not recall your password but will allow you to enter a new one. Staff does not have the ability to look up passwords, as they are secure and encrypted.

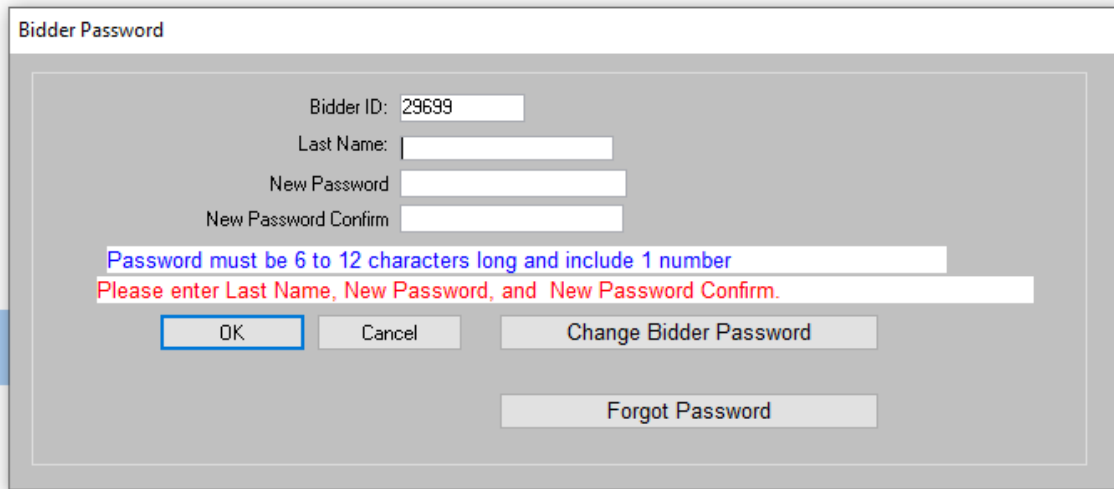


The screenshot shows a dialog box titled "Bidder Password". At the top, there is a label "Bidder ID:" followed by an empty text input field. Below the input field, a red message bar contains the text "Please Enter Your Bidder ID and Click OK.". At the bottom of the dialog, there are four buttons: "OK" (highlighted with a blue border), "Cancel", "Change Bidder Password", and "Forgot Password".



The screenshot shows the same "Bidder Password" dialog box. The "Bidder ID:" label is now followed by a text input field containing the number "29699". The red message bar "Please Enter Your Bidder ID and Click OK." remains. The "OK" button is still highlighted with a blue border, while the other buttons ("Cancel", "Change Bidder Password", and "Forgot Password") are in their default state.

After entering your bidder number and clicking the “OK” button, the following screen will display



The screenshot shows a dialog box titled "Bidder Password". It contains the following fields and text:

- Bidder ID: 29699
- Last Name: [Empty]
- New Password: [Empty]
- New Password Confirm: [Empty]
- Blue error message: Password must be 6 to 12 characters long and include 1 number
- Red error message: Please enter Last Name, New Password, and New Password Confirm.
- Buttons: OK (highlighted), Cancel, Change Bidder Password, and Forgot Password.

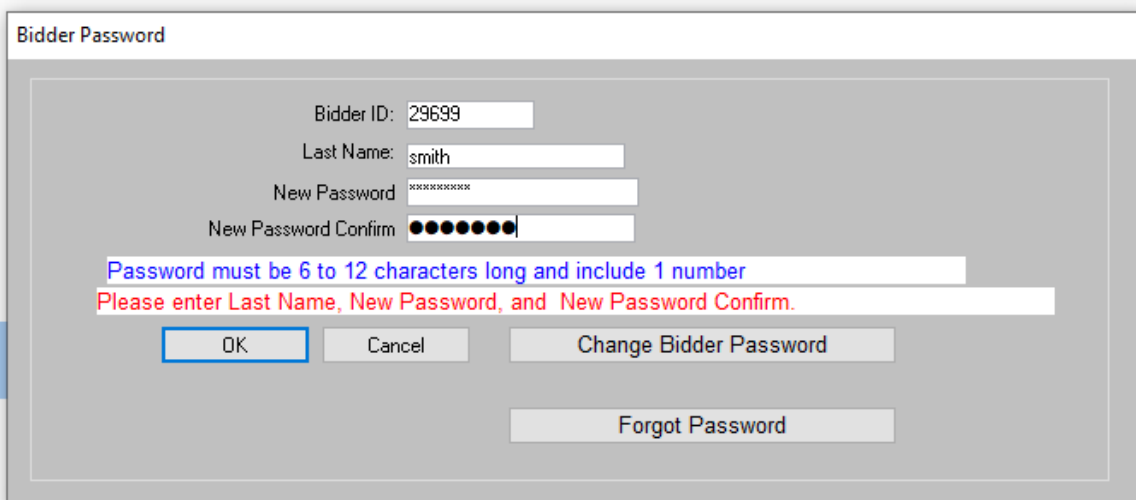
Step 2. Enter your last name and type in a password

Retype the same password to confirm

Note: Passwords must be 6 to 12 characters long and include 1 number.

Passwords are case sensitive

The screen should look like the following when complete



The screenshot shows the same "Bidder Password" dialog box, but with the following changes:

- Last Name: smith
- New Password: [Masked with asterisks]
- New Password Confirm: [Masked with dots]
- The error messages are still present.
- The OK button is highlighted.

The following screen will display after clicking the “OK” button

Please answer 2 questions.
Answers are case sensitive

Question Number	Answer
1	What is your mother's maiden name?
2	What is the name of your first pet?
3	What model was your first car?
4	What color was your first car?
5	What is your favorite food?

OK Cancel

New Password *****

Step 3. Answer only TWO security questions as seen below.

Note: Answers are case sensitive

Please answer 2 questions.
Answers are case sensitive

Question Number	Answer
1	What is your mother's maiden name?
2	What is the name of your first pet?
3	What model was your first car? car
4	What color was your first car? color
5	What is your favorite food?

OK Cancel

New Password *****

Once complete, click the “OK” button to proceed

The following screen will display

Online Auction Sales Terms and Conditions

By pressing the I Agree button below,
you understand and accept the following terms and conditions of sale:

Submitting a bid at this computer constitutes an irrevocable offer to contract with Palm Beach County and to pay the amount you bid for each lot. Bidder must be at least 18 years of age, legally able to enter into contract with the County, and be registered and in good standing with the Palm Beach County Thrift Store (hereinafter "the Store").

The Store reserves the right to add and remove bid lots from the auction without notice and to reject any or all bids. All auction lots are offered as is with all faults, whether revealed or not, and with no guarantees, either express or implied, including implied warranties of merchantability and fitness. It is the bidder's responsibility to inspect auction lots to his/her satisfaction before bidding. No oral statement or representation about any auction lot is authorized, and none shall confer any rights upon the bidder.

Sale of each auction lot is to the highest bidder, who has not been disqualified. In the case of a default in any manner for any reason by a bidder on a bid lot, it is the store management's decision whether or not to award the bid lot to the alternate bidder(s) in accordance with their rank order from next highest bid and so on, as required and deemed necessary, provided the absolute minimum price is met. All sales are final and

I Do Not Agree

I Agree

Thrift-e-bid is a service of the Palm Beach County Thrift Store

PLEASE NOTE: BIDDING SESSIONS ARE SUBJECT TO TIME LIMITS

Minutes Remaining

10

Read the terms and condition thoroughly. You have 10 minutes to read them.

Note: You must agree to the terms and conditions to place a bid

Continue by following the on screen directions