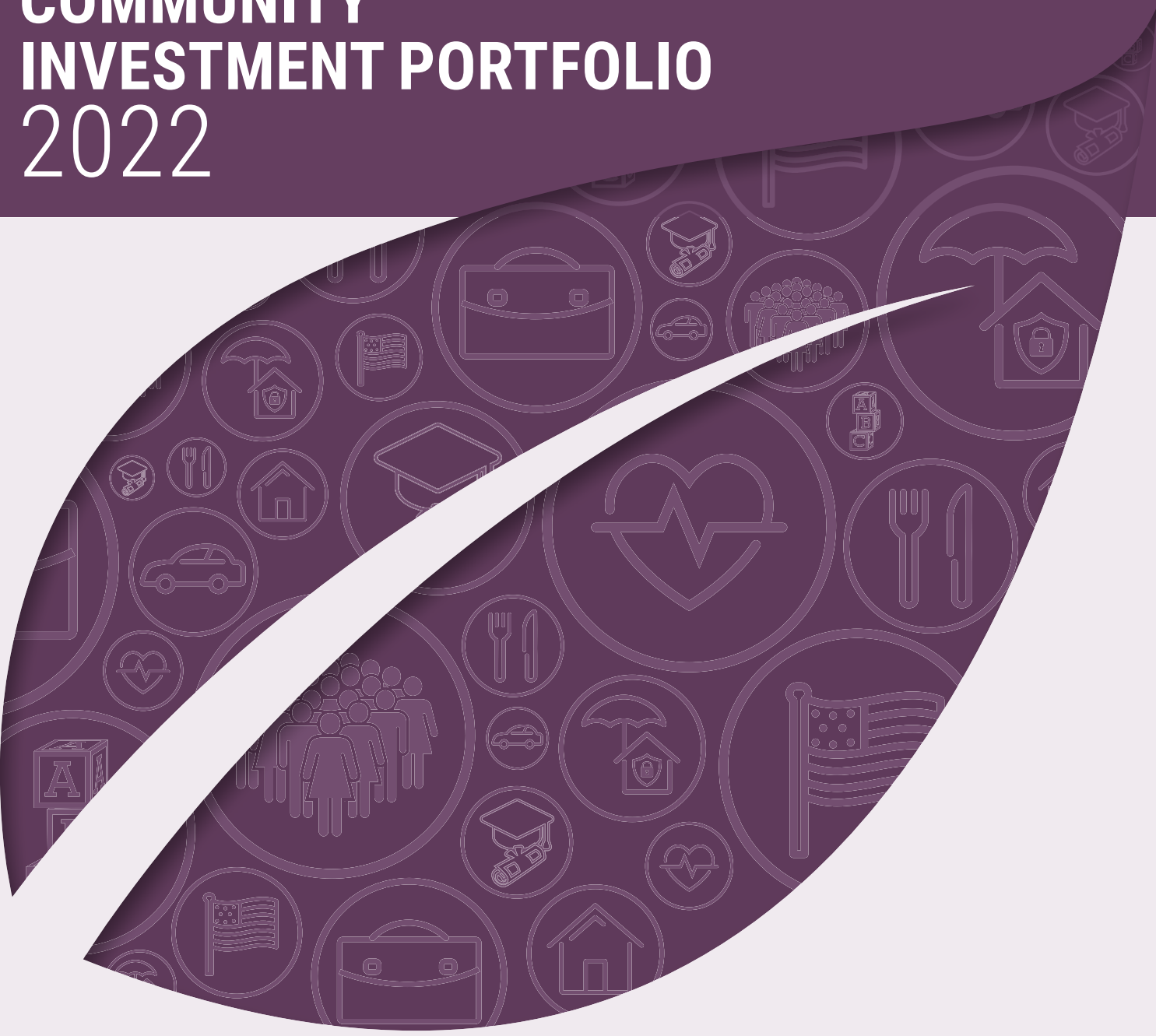




COMMUNITY INVESTMENT PORTFOLIO 2022



MISSION:

To promote independence and enhance the quality of life in Palm Beach County by providing effective and essential services to residents in need.



Main Office: 810 Datura Street, West Palm Beach, FL 33401
(561) 355-4700 | pbcgov.com/communityservices
Facebook: www.facebook.com/pbccsd
Twitter: www.twitter.com/pbccsd
Instagram: www.instagram.com/pbccsd



**Palm Beach County
Board of County Commissioners**

Gregg K. Weiss, Mayor
Maria Sachs, Vice Mayor
Maria G. Marino
Michael A. Barnett
Marci Woodward
Sara Baxter
Mack Bernard

County Administrator

Verdenia C. Baker

Assistant County Administrator

Reginald Duren



(Front row, left to right) Vice Mayor Maria Sachs, Mayor Gregg K. Weiss, Mack Bernard,

(Back row, left to right) Michael A. Barnett, Maria G. Marino, Sara Baxter,
Marci Woodward, County Administrator Verdenia C. Baker

CONTENTS



4	Mission, Vision, Values	
5	Leadership	
7	Executive Summary	
8	Funding Sources	
10	Funding Summary	
36	Contracted Agency Portfolios	
37	211 Palm Beach Treasure Coast	108 Habilitation Center for the Handicapped
38	Adopt-A-Family of the Palm Beaches	110 Hanley Center Foundation
45	Aid to Victims of Domestic Violence	111 Housing & Education Alliance, Inc.
46	Alzheimer's Community Care	112 Jeff Industries
47	American Association of Caregiving Youth	114 Legal Aid Society
48	Boys Town South Florida	116 Palm Beach County Food Bank
49	CareerSource PBC	117 Palm Beach Behavioral Health Coalition
50	Catholic Charities of Palm Beach	118 Palm Healthcare Foundation
51	Center for Child Counseling	119 Pathways to Prosperity
52	Coalition for Independent Living Options	124 Ryan White
55	Community Childcare Center of Delray Beach (DBA: Achievement Centers)	Aids Healthcare Foundation
56	Community Partners of South Florida	Compass
59	Division of Human Services and Community Action Program	Florida Department of Health
60	Credit Card Management Services CROS Ministries	Foundcare
67	Division of Senior and Veterans Services	Midway Specialty Care
86	Drug Abuse Foundation	Monarch Health Services
88	Drug Abuse Treatment Association	120 Rebel Recovery
90	El Sol, Jupiter's Neighborhood Resource Center (JNRC)	128 Seagull Industries
91	Estellas Brilliant Bus	129 South County Mental Health Network
92	Families First of Palm Beach County	131 Southeast Florida Behavioral Health Network
95	Farmworker Coordinating Council	134 The Arc of the Glades
97	Florida Association of Recovery Residences	134 The Arc of Palm Beach County
98	Florida Atlantic University	137 The Glades Initiative
99	Florida Rural Legal Services	138 The Homeless Coalition
100	For the Children, Inc.	140 The Lord's Place
101	Gulfstream Goodwill Industries	144 The Salvation Army
		145 The Volen Center
		146 United Way of Palm Beach County
		148 Vita Nova
		149 Wayside House
		150 YWCA Palm Beach County

LEADERSHIP

EXECUTIVE TEAM



DR. JAMES GREEN
Director



TARUNA MALHOTRA
Deputy Director

Financial & Supportive Services



JULIE DOWE
Director

Division of Senior and Veteran Services



FAITH MANFRA
Director

Division of Human Services & Community Action



WENDY TIPPETT
Director

LEADERSHIP TEAM

Behavioral Health & Substance Use Disorders



JOHN HULICK
Senior Program Manager

Community and Volunteer Engagement



ELIZABETH HARFMAN
Manager of Public Information Services

Division of Human Services and Community Action



NATALIE DIAZ-RODRIGUEZ
Program Manager

Division of Human Services & Community Action




DANIEL RAMOS
Senior Program Manager

Division of Senior and Veteran Services



TAMMY LAMPI
Program Manager

Division of Senior and Veteran Services



ROHN HULTGREN
Veterans Services Officer

Financial & Supportive Services



THOMAS EATON
Fiscal Manager I

Financial & Supportive Services



MICHAEL WRIGHT
Contract and Compliance Manager

Planning and Evaluation



DR. JOANNA REID-ENOISE
Manager of Planning and Evaluation

Ryan White



DR. CASEY MESSER
Program Manager

Training and Development



DORIS DAVIS
Training Program Coordinator

2022 COMMUNITY INVESTMENT PORTFOLIO

prepared by:

Strategic Planning Research Evaluation Team

Dr. Joanna Reid-Enoise

Manager, Strategic Planning, Research, and Evaluation

Stessy Cocerez

Strategic Planning and Performance Analyst II

Adam Reback

Strategic Planning and Performance Analyst II

Maybe Alfau

Strategic Planning and Performance Analyst I

EXECUTIVE SUMMARY

This is the Third edition of the Community Services Department Community Investment Portfolio (Formally known as Contract Portfolio). This report represents all of the contracts and direct services from FY 2022. Overall, Community Services Department expended a total of **\$107,601,863.13** through various funding streams in FY22. There are a total of 129 contracted programs in FY22 within the strategic priority areas of Behavioral Health, Economic Stability/Mobility, and Homelessness. Direct services are not inclusive of contracted amounts.

Overview:






The purpose of the portfolio is to provide the overall view of the funding sources across the Community Services Department (CSD) sections: Administration, Division of Human Services and Community Action Program, Division of Seniors and Veteran Affairs, Behavioral Health and Substance Use Disorders, and Ryan White Programs. The community investments may result in contracts and/or direct services through the department. This portfolio is organized by agencies and displays the funding sources, program funding amount, program description, and program performance outcomes (if applicable).

Community Services Department wants to Thank all of the community partners/agencies and CSD staff for all of their hard work serving the community. Your dedication and commitment to serving our residents in need are very much appreciated. The investments made could not be possible without collaboration and partnerships. We look forward to strengthening families, transforming communities, and positively impacting the lives of our fellow residents in Palm Beach County.



FUNDING SOURCES

The report will be color-coded based on the funding source. Below is the table which depicts the difference of funding sources and actual vs. reported date ranges.

	Funding Source	Report Ranges	FY22 Expenditure
	Administration	10/1/2021 - 9/30/2022	\$14,319,704.75
	Division of Human Services and Community Action	10/1/2021 - 9/30/2022	\$72,124,106.70
	Division of Senior and Veteran Services	10/1/2021 - 9/30/2022	\$12,308,893.44
	Ryan White	3/1/2021 - 6/30/2022	\$6,930,216.64
	Behavioral Health and Substance Use Disorder (BHSUD)	10/1/2021 - 9/30/2022	\$1,918,941.60
Total			\$107,601,863.13

Client Services vs. Admin

Client Services	\$88,020,711.95
Admin & Personnel	\$19,581,151.18
Total	\$107,601,863.13



CSD FUNDING SUMMARY

ADMINISTRATION

Funding Source	Funding Amount
Administration	\$14,319,704.75

Palm Beach County has provided additional financial assistance to community-based organizations providing health and human services through the Financially Assisted Agencies (FAA) program, which is funded by Ad Valorem dollars. This funding is managed through the Administration section of the Community Services Department. Strategies and priorities of the funding are determined in collaboration with the Citizens Advisory Committee on Health and Human Services (CAC/HHS) and other divisions within the department. Through an annual competitive procurement process, funding is allocated across the three (3) main service categories of Housing/Homelessness, Economic Stability/Poverty, and Behavioral Health. There are additional sub-categories that align with the aforementioned service categories and these include Domestic Violence/Sheltering, Seniors, and Special Needs/Developmental Disabilities.

Financially Assisted Agencies (FAA)

Category	Characteristic	Number	Percentage
Gender	Female	9,837	56%
	Male	6,519	37%
	Other/Unknown	1,318	7%
	Total	17,674	100%
Veteran	Veteran	1,110	6%
	Non-Veteran	15,053	85%
	Unknown	1,511	9%
	Total	17,674	100%
Race	White or Caucasian	8,372	47%
	Black or African American	5,610	32%
	American Indian/Alaska Native	49	0%
	Asian	224	1%
	Native Hawaiian/Other Pacific Islander	29	0%
	Two or More Races (Multi-Racial)	1,025	6%
	Other/Unknown	2,365	14%
Total	17,674	100%	
Ethnicity	Hispanic/Latino	3,206	18%
	Non-Hispanic/Latino	12,273	70%
	Other/Unknown	2,195	12%
	Total	17,674	100%
Age	17 and Under	2,744	16%
	18 to 24	1,331	8%
	25 to 29	4,024	23%
	40 to 59	4,284	24%
	60 and Above	5,049	29%
	Unknown	5	0%
	Total	17,674	100%

AVDA and YWCA are not included in age calculations as they collect age data differently.



CSD FUNDING SUMMARY

DIVISION OF HUMAN SERVICES & COMMUNITY ACTION

Funding Source	Funding Amount
Division of Human Services and Community Action	\$72,124,106.70

The ***Palm Beach County Division of Human Services and Community Action*** provides grants to non-profit organizations providing homeless services within four (4) program components: Emergency, Self-Sufficiency, Intervention and Homeless Services. All of which are supported by ad valorem funds. Funding is allocated through the Notice of Funding Opportunity (NOFO) Process. Applications are reviewed by a review committee, approved by members of the Housing and Homeless Alliance (HHA) Executive Board, and subject to final approval by the Board of County Commissioners (BCC). Direct Services are also provided within the Division of Human Services and Community Action.

COMMUNITY ACTION PROGRAM (HOMELESS PREVENTION)

Emergency Rental Assistance (Rental Only)

Demographic	Category	Number	Percentage
Age	40 and Below	3,793	57.4%
	40 to 59	2,261	34.2%
	60 and Above	554	8.4%
	Unknown	0	0%
Gender	Female	5,278	79.9%
	Male	1,320	20%
	Other/Unknown	10	<1%
Race	White or Caucasian	1,882	28.5%
	Black or African American	4,452	67.4%
	American Indian/Alaskan Native	33	<1%
	Native Hawaiian/Other Pacific Islander	18	<1%
	Asian	50	<1%
	Two or More Races (Multi-Racial)	0	0%
	Other/Unknown	129	2.5%
Ethnicity	Hispanic/Latino	1,045	15.9%
	Non-Hispanic/Latino	5,554	84%
	Other/Unknown	9	<1%
Total Number of Unduplicated Households		6,608	100%

Family Self Sufficiency Program

Demographic	Category	Number	Percentage
Age	17 and Under	271	43%
	18 to 24	35	6%
	25 to 39	181	29%
	40 to 59	116	18%
	60 and Above	22	3%
	Unknown	5	1%
Gender	Female	371	58.7%
	Male	257	41%
	Other/Unknown	2	<1%
Race	White or Caucasian	71	11%
	Black or African American	518	82%
	American Indian/Alaskan Native	3	<1%
	Native Hawaiian/Other Pacific Islander	0	0%
	Asian	1	<1%
	Two or More Races (Multi-Racial)	5	<1%
	Other/Unknown	32	5%
Ethnicity	Hispanic/Latino	59	9
	Non-Hispanic/Latino	570	90
	Other/Unknown	1	<1%
Veteran Status	Veteran	1	<1%
	Non-Veteran	500	79%
	Unknown	129	20%
Total Number of Unduplicated Clients		630	100%

Farmworker Career Development Program

Demographic	Category	Number	Percentage
Age	17 and Under	0	0%
	18 to 24	6	46%
	25 to 39	5	38%
	40 to 59	1	8%
	60 and Above	1	8%
	Unknown	0	0%
Gender	Female	5	38%
	Male	8	62%
	Other/Unknown	0	0%
Race	White or Caucasian	5	38%
	Black or African American	8	62%
	American Indian/Alaskan Native	0	0%
	Native Hawaiian/Other Pacific Islander	0	0%
	Asian	0	0%
	Two or More Races (Multi-Racial)	0	0%
	Other/Unknown	0	0%
Ethnicity	Hispanic/Latino	5	38%
	Non-Hispanic/Latino	0	0%
	Other/Unknown	8	62%
Veteran Status	Veteran	0	0%
	Non-Veteran	13	100%
	Unknown	0	0%
Total Number of Unduplicated Clients		13	100%

**Low Income Home Energy Assistance (LIHEAP)
Low Income Home Water Assistance (LIHWAP)**

Demographic	Category	Number	Percentage
Age	17 and Under	0	0%
	18 to 24	41	1%
	25 to 39	983	30%
	40 to 59	819	25%
	60 and Above	1,462	44%
	Unknown	3	0%
Gender	Female	2,674	81%
	Male	632	19%
	Other/Unknown	2	0%
Race	White or Caucasian	1,142	35.0%
	Black or African American	2,086	63.1%
	American Indian/Alaskan Native	11	0.3%
	Native Hawaiian/Other Pacific Islander	5	0.2%
	Asian	11	0.3%
	Two or More Races (Multi-Racial)	N/A	N/A
	Other/Unknown	5	2%
Ethnicity	Hispanic/Latino	674	20%
	Non-Hispanic/Latino	2,616	79%
	Other/Unknown	18	1%
Veteran Status	Veteran	73	2%
	Non-Veteran	2,632	80%
	Unknown	603	18%
Total Number of Unduplicated Clients		3,308	100%

HUMAN SERVICES (HOMELESS INTERVENTION)

Ad Valorem

Demographic	Category	Number	Percentage
Age	17 and Under	446	24%
	18 to 24	243	13%
	25 to 39	398	21%
	40 to 59	519	28%
	60 and Above	251	14%
	Unknown	1	<1%
Gender	Female	880	47%
	Male	969	52%
	Other/Unknown	9	<1%
Race	White or Caucasian	533	29%
	Black or African American	1,270	68%
	American Indian/Alaskan Native	12	1%
	Native Hawaiian/Other Pacific Islander	5	<1%
	Asian	7	0%
	Two or More Races (Multi-Racial)	22	1%
	Other/Unknown	9	<1%
Ethnicity	Hispanic/Latino	188	10%
	Non-Hispanic/Latino	1,663	90%
	Other/Unknown	7	<1%
Veteran Status	Veteran	57	3%
	Non-Veteran	1,523	82%
	Unknown	278	15%
Total Number of Unduplicated Clients		1,858	100%

Challenge Grant

Demographic	Category	Number	Percentage
Age	17 and Under	93	53%
	18 to 24	15	9%
	25 to 39	33	19%
	40 to 59	26	15%
	60 and Above	4	2%
	Unknown	4	2%
Gender	Female	107	61%
	Male	68	39%
	Other/Unknown	0	0%
Race	White or Caucasian	88	50%
	Black or African American	75	43%
	American Indian/Alaskan Native	2	1%
	Native Hawaiian/Other Pacific Islander	0	0%
	Asian	1	1%
	Two or More Races (Multi-Racial)	3	2%
	Other/Unknown	6	3%
Ethnicity	Hispanic/Latino	63	36%
	Non-Hispanic/Latino	109	62%
	Other/Unknown	3	2%
Veteran Status	Veteran	0	0%
	Non-Veteran	175	100%
	Unknown	0	0%
Total Number of Unduplicated Clients		175	100%

Continuum of Care Grant

Demographic	Category	Number	Percentage
Age	17 and Under	183	35%
	18 to 24	38	7%
	25 to 39	89	17%
	40 to 59	124	24%
	60 and Above	68	13%
	Unknown	15	3%
Gender	Female	287	56%
	Male	230	44%
	Other/Unknown	0	0%
Race	White or Caucasian	189	37%
	Black or African American	321	62%
	American Indian/Alaskan Native	2	<1%
	Native Hawaiian/Other Pacific Islander	0	0%
	Asian	1	<1%
	Two or More Races (Multi-Racial)	4	1%
	Other/Unknown	0	0%
Ethnicity	Hispanic/Latino	59	11%
	Non-Hispanic/Latino	458	89%
	Other/Unknown	0	0%
Veteran Status	Veteran	7	1%
	Non-Veteran	399	77%
	Unknown	111	21%
Total Number of Unduplicated Clients		517	100%

Direct Services - Rapid Rehousing

Demographic	Category	Number	Percentage
Age	17 and Under	42	14%
	18 to 24	36	12%
	25 to 39	61	21%
	40 to 59	100	34%
	60 and Above	54	18%
	Unknown	0	0%
Gender	Female	132	45%
	Male	159	54%
	Other/Unknown	2	1%
Race	White or Caucasian	103	35%
	Black or African American	172	59%
	American Indian/Alaskan Native	1	<1%
	Native Hawaiian/Other Pacific Islander	0	0%
	Asian	1	<1%
	Two or More Races (Multi-Racial)	2	1%
	Other/Unknown	14	5%
Ethnicity	Hispanic/Latino	21	7%
	Non-Hispanic/Latino	271	92%
	Other/Unknown	1	<1%
Veteran Status	Veteran	3	1%
	Non-Veteran	290	99%
	Unknown	0	0%
Total Number of Unduplicated Clients		293	100%

Emergency Solutions Grant (ESG)

Demographic	Category	Number	Percentage
Age	17 and Under	104	26%
	18 to 24	5	1%
	25 to 39	38	10%
	40 to 59	10	3%
	60 and Above	3	1%
	Unknown	0	0%
Gender	Female	258	65%
	Male	140	35%
	Other/Unknown	2	1%
Race	White or Caucasian	106	27%
	Black or African American	251	63%
	American Indian/Alaskan Native	10	3%
	Native Hawaiian/Other Pacific Islander	1	<1%
	Asian	6	2%
	Two or More Races (Multi-Racial)	24	6%
	Other/Unknown	2	1%
Ethnicity	Hispanic/Latino	79	20%
	Non-Hispanic/Latino	316	79%
	Other/Unknown	5	1%
Veteran Status	Veteran	4	1%
	Non-Veteran	396	99%
	Unknown	0	0%
Total Number of Unduplicated Clients		400	100%

Youth Homeless Demonstration Program

Demographic	Category	Number	Percentage
Age	17 and Under	72	27%
	18 to 24	192	72%
	25 to 39	2	1%
	40 to 59	1	<1%
	60 and Above	0	0%
	Unknown	0	0%
Gender	Female	160	60%
	Male	107	40%
	Other/Unknown	0	0%
Race	White or Caucasian	21	8%
	Black or African American	236	88%
	American Indian/Alaskan Native	0	0%
	Native Hawaiian/Other Pacific Islander	0	0%
	Asian	0	0%
	Two or More Races (Multi-Racial)	9	3%
	Other/Unknown	1	0%
Ethnicity	Hispanic/Latino	26	10%
	Non-Hispanic/Latino	240	90%
	Other/Unknown	1	0%
Veteran Status	Veteran	3	1%
	Non-Veteran	229	86%
	Unknown	35	13%
Total Number of Unduplicated Clients		267	100%

Emergency Solutions Grant–CV1 and Emergency Solutions Grant–CV2

Demographic	Category	Number	Percentage
Age	17 and Under	235	45%
	18 to 24	60	11%
	25 to 39	130	25%
	40 to 59	77	15%
	60 and Above	24	5%
	Unknown	2	0%
Gender	Female	320	61%
	Male	208	39%
	Other/Unknown	0	0%
Race	White or Caucasian	149	28%
	Black or African American	364	69%
	American Indian/Alaskan Native	0	0%
	Native Hawaiian/Other Pacific Islander	0	0%
	Asian	6	1%
	Two or More Races (Multi-Racial)	1	<1%
	Other/Unknown	8	2%
Ethnicity	Hispanic/Latino	117	22%
	Non-Hispanic/Latino	410	78%
	Other/Unknown	1	<1%
Veteran Status	Veteran	1	<1%
	Non-Veteran	388	73%
	Unknown	139	26%
Total Number of Unduplicated Clients		528	100%

State Emergency Solutions Grant–CV1 and Emergency Solutions Grant–CV2

Demographic	Category	Number	Percentage
Age	17 and Under	86	13%
	18 to 24	30	4%
	25 to 39	196	28%
	40 to 59	262	38%
	60 and Above	113	16%
	Unknown	1	<1%
Gender	Female	357	52%
	Male	327	48%
	Other/Unknown	4	1%
Race	White or Caucasian	168	24%
	Black or African American	494	72%
	American Indian/Alaskan Native	4	1%
	Native Hawaiian/Other Pacific Islander	3	<1%
	Asian	3	<1%
	Two or More Races (Multi-Racial)	10	1%
	Other/Unknown	6	1%
Ethnicity	Hispanic/Latino	48	7%
	Non-Hispanic/Latino	636	92%
	Other/Unknown	4	1%
Veteran Status	Veteran	19	3%
	Non-Veteran	623	91%
	Unknown	46	7%
Total Number of Unduplicated Clients		688	100%

Tenet-Based Rental Assistance – HOME Investment Partnerships Program

Demographic	Category	Number	Percentage
Age	17 and Under	90	73%
	18 to 24	5	4%
	25 to 39	19	15%
	40 to 59	8	7%
	60 and Above	1	1%
	Unknown	0	0%
Gender	Female	70	57%
	Male	53	43%
	Other/Unknown	0	0%
Race	White or Caucasian	23	19%
	Black or African American	100	81%
	American Indian/Alaskan Native	0	0%
	Native Hawaiian/Other Pacific Islander	0	0%
	Asian	0	0%
	Two or More Races (Multi-Racial)	0	0%
	Other/Unknown	0	0%
Ethnicity	Hispanic/Latino	20	16%
	Non-Hispanic/Latino	103	84%
	Other/Unknown	0	0%
Veteran Status	Veteran	0	0%
	Non-Veteran	123	100%
	Unknown	0	0%
Total Number of Unduplicated Clients		123	100%

CSD FUNDING SUMMARY



DIVISION OF SENIOR & VETERAN SERVICES

Funding Source	Funding Amount
Division of Senior & Veteran Services	\$12,308,893.44

The **Division of Senior and Veteran Services** provides a continuum of care to seniors and Veterans residing in Palm Beach County. Senior Services include senior centers, adult day care, case management to provide services in the home and community, emergency home energy assistance, nutrition service, and volunteerism. Funding Sources for Senior Services are derived from the Area Agency of Aging Palm Beach/ Treasure Coast. Veteran Services assists former and current members of the Armed Forces who reside in Palm Beach County. Services include assistance in preparing and filing claims for benefits to which they are entitled under federal, state, and local laws. Dependents and survivors of present or former members of the Armed Forces may be eligible for the services of this program.

Demographic	Category	Number	Percentage
Age	17 and Under	20	<1%
	18 to 24	2	<1%
	25 to 39	9	<1%
	40 to 59	43	1%
	60 and Above	4,110	98%
	Unknown	5	<1%
Gender	Female	2,935	70%
	Male	1,248	30%
	Other/Unknown	6	<1%
Race	African American	1,068	25%
	Asian/Pacific Islander	58	1%
	Caucasian	2,031	48%
	Hispanic/Latino	470	11%
	Other	5	<1%
	Unknown	241	6%
Ethnicity	Canadian	1	<1%
	Central American	7	<1%
	Creole	7	<1%
	Cuban	43	1%
	Haitian	28	1%
	Hispanic	720	17%
	Mexican	1	<1%
	Non-Hispanic/Latino/Spanish Origin	236	6%
	South American	13	<1%
	Other	2,338	56%
	Unknown	217	5%
Veteran Status	Veteran	150	4%
	Non-Veteran	2,224	53%
	Other/Unknown	1,815	43%
Total Number of Unduplicated Clients		4,189	100%



CSD FUNDING SUMMARY

RYAN WHITE

Funding Source	Funding Amount
Ryan White	\$6,930,216.65

Ryan White program services provide medical and support services to people with HIV in Palm Beach County, with the ultimate goal of ending the HIV epidemic. Services provided include outpatient physical and mental health care, oral health care, labs/diagnostics, medications, health insurance cost-sharing, medical/non-medical case management, food bank, transportation, housing assistance, emergency financial assistance, legal services, psychosocial support, community outreach, tele-adherence counseling, vocational training, employment counseling, and syringe/needle exchange services.

Ryan White Part A

Demographic	Category	Number	Percentage
Gender	Male	2,496	64%
	Female	1,380	35%
	Transgender Male to Female	43	1%
Race	Black	2,309	59%
	White	1,428	36%
	American Indian/Alaskan Native	33	1%
	Native Hawaiian/Pacific Islander	5	<1%
	Asian	1	<1%
Ethnicity	Haitian	771	20%
	Non-Haitian	3,150	80%
	Hispanic	741	19%
	Non-Hispanic	3,069	78%
Total Number of Unduplicated Clients		3,921	100%

COVID Cares Act

Demographic	Category	Number	Percentage
Gender	Male	22	61%
	Female	12	33%
	Transgender Male to Female	2	6%
Race	Black	27	75%
	White	9	25%
Ethnicity	Haitian	5	14%
	Hispanic	3	8%
	Non-Haitian/Non-Hispanic	33	92%
Total Number of Unduplicated Clients		36	100%

Housing Opportunities for People with AIDS (HOPWA)

Demographic	Category	Number	Percentage
Gender	Male	97	59%
	Female	62	38%
	Transgender Male to Female	5	3%
Race	Black	112	68%
	White	44	27%
	Multi-Racial	8	5%
Ethnicity	Hispanic	29	18%
	Non-Hispanic	135	82%
Area Median Income	0-30	114	70%
	31-50	32	20%
	51-80	18	10%
Total Number of Unduplicated Clients		164	100%

Ending the HIV Epidemic (EHE)

Demographic	Category	Number	Percentage
Gender	Male	3	30%
	Female	6	60%
	Transgender Male to Female	1	10%
Race	Black	7	70%
	White	3	30%
	Native Indian/Alaskan Native	0	0%
	Native Hawaiian/Pacific Islander	0	0%
	Asian	0	0%
Ethnicity	Haitian	2	20%
	Hispanic	8	80%
	Non-Haitian	0	0%
	Non-Hispanic	0	0%
Total Number of Unduplicated Clients		10	100%

Syringe Exchange Program

Demographic	Category	Number	Percentage
Gender	Male	157	62%
	Female	92	36%
	Transgender Male to Female	2	1%
	Transgender Female to Male	0	0%
	Transgender Other	2	1%
Race	Black	50	20%
	White	182	72%
	Native Indian/Alaskan Native	3	1%
	Native Hawaiian/Pacific Islander	0	0%
	Asian	2	1%
	Multi-Racial	16	6%
	Hispanic	36	14%
Age Range	18 to 24 Years	10	4%
	25 to 29 Years	35	14%
	30 to 39 Years	98	39%
	40 to 49 Years	57	23%
	50 to 59 Years	31	12%
	60+ Years	22	9%
Total Number of Unduplicated Clients		253	100%

CSD FUNDING SUMMARY



BEHAVIORAL HEALTH & SUBSTANCE USE DISORDER

Funding Source	Funding Amount
Behavioral Health & Substance Use Disorder	\$1,918,941.60

Behavioral Health and Substance Use Disorder provides oversight on the Opioid Response funding and Financial Assisted Agencies under Behavioral Health. Services provided under Behavioral Health and Substance Use Disorder are Recovery Support, Neutral Care Coordination Services, and Opioid Response Planning.

Opioid Response

Demographic	Category	Number	Percentage
Age	17 and Under	19	3%
	18 to 24	81	13%
	25 to 39	300	50%
	40 to 59	166	27%
	60 and Above	38	6%
	Unknown	0	0%
Gender	Female	265	44%
	Male	330	55%
	Other/Unknown	9	1%
Race	White or Caucasian	395	65%
	Black or African American	122	20%
	American Indian/Alaskan Native	2	<1%
	Native Hawaiian/Other Pacific Islander	2	<1%
	Asian	1	<1%
	Two or More Races (Multi-Racial)	8	1%
	Other/Unknown	74	12%
Ethnicity	Hispanic/Latino	57	9%
	Non-Hispanic/Latino	487	81%
	Unknown	60	10%
Veteran Status	Veteran	13	2%
	Non-Veteran	591	98%
	Unknown	1	<1%
Total Number of Unduplicated Clients		604	100%

This data only includes The Hub and Neutral Care Coordination direct services.

CONTRACTED AGENCY PORTFOLIOS

This next section consists of the investments made in Palm Beach County with multiple funding streams through our partner agencies.

1. 211 Palm Beach/Treasure Coast
2. **Adopt-A-Family of the Palm Beaches**
3. Aid to Victims of Domestic Abuse (AVDA)
4. Aids Healthcare Foundation
5. Alzheimer's Community Care
6. American Association of Caregiving Youth
7. Boys Town South Florida
8. CareerSource
9. Catholic Charities of Palm Beach
10. Center for Child Counseling
11. Coalition for Independent Living Options
12. Community Childcare Center of Delray Beach (DBA: Achievement Centers)
13. Community Partners of South Florida
14. Compass
15. Credit Card Management Services
16. CROS Ministries
17. Division of Human Services and Community Action Program
18. Division of Senior and Veterans Services
19. Drug Abuse Foundation
20. Drug Abuse Treatment Association
21. El Sol, Jupiter's Neighborhood Resource Center (JNRC)
22. Estellas Brilliant Bus
23. Families First of Palm Beach County
24. Farmworker Coordinating Council
25. Florida Association of Recovery Residences
26. Florida Atlantic University
27. Florida Rural Legal Services
28. Florida Department of Health
29. For the Children, Inc
30. FoundCare
31. Gulfstream Goodwill Industries
32. Habilitation Center for the Handicapped
33. Hanley Center Foundation
34. Housing & Education Alliance, Inc
35. Jeff Industries
36. Legal Aid Society
37. Midway Specialty Care
38. Monarch Health Services
39. Palm Beach County Food Bank
40. Palm Beach Behavioral Health Coalition
41. Palm Healthcare Foundation
42. Pathways to Prosperity
43. Rebel Recovery
44. Seagull Industries
45. South County Mental Health Center
46. Southeast Florida Behavioral Health Network
47. The Arc of the Glades
48. The Arc of Palm Beach County
49. The Glades Initiative
50. The Homeless Coalition
51. The Lord's Place
52. The Salvation Army
53. The Volen Center
54. United Way of Palm Beach County
55. Vita Nova
56. Wayside House
57. YWCA Palm Beach County

211 PALM BEACH/TREASURE COAST



Program Name: 211 Helpline

Program Award: \$177,457.00

Program Amount Expended: \$177,457.00 (100%)

Funding Category: Strategic Partnerships/Financially Assisted Agency, (FAA)

The **211 Helpline** is the only free, **confidential service** in Palm Beach County and the Treasure Coast assists individuals in need with information, assessment, and referral services; crisis counseling; and suicide intervention, 24 hours a day, 365 days a year. For 50 years, the agency has served the community in its mission to save lives through crisis intervention and by connecting people to health, mental health, and wellness services 24 hours a day every day. The agency envisions a community where people in crisis receive information and support they need to weather life's storms. 211 Helpline fill a crucial role in the community during major disasters that are faced, providing the most accurate emergency information, resources, and support.

Program Highlights

- ▶ The 211 Helpline responded to around 50,000 requests for help in FY 21/22
- ▶ These projects include expanding our Crisis Chat capabilities after being granted an award to be a National Backup Center for the National Suicide Prevention Lifeline, as well as a new statewide First Responders Hotline, and a new project with PBSO to prevent mass shootings and save lives.
- ▶ The July 2022 launch of the 3-digit dialing code (988) for suicide prevention through the Lifeline has increased the volume of requests for help received by our agency for suicide and mental health-related concerns.

Program Name: Elder Crisis Outreach

Program Award: \$44,403.00

Program Amount Expended: \$44,403.00 (100%)

Funding Category: Strategic Partnerships/Financially Assisted Agency, (FAA)



The program provides telephone and in-home counseling, suicide evaluation, service referrals, advocacy, screening, and enrollment support for basic needs and health care benefits.

Number of Unduplicated Clients to be Served	Actual Number of Unduplicated Clients Served
450	591

Outcome Statement:

338 of 450 (75%) of elders will have their crisis stabilized.

Outcome Percentage Achieved:

74% of elders will have their crisis stabilized.

ADOPT-A-FAMILY OF THE PALM BEACHES



Program Name: Connecting Youth to Opportunities Program

Funding Category: Continuum of Care (CoC)/Human Services

**This funding is not in County Budget. The County only provides programmatic oversight.*

This **CoC Program** is designed to promote a community-wide commitment to the goal of ending homelessness; to provide funding for efforts by nonprofit providers, states, and local governments to quickly rehouse homeless individuals, families, persons fleeing domestic violence, sexual assault, dating violence, and stalking; and youth while minimizing the trauma and dislocation caused by homelessness; to promote access to and effective utilization of mainstream programs by homeless individuals and families; and to optimize self-sufficiency among those experiencing homelessness.

Actual Number of Unduplicated Clients Served
67

Outcome Statement:

80% of Connecting Youth to Opportunities Program participants will remain housed for 6 months or longer, or exit to permanent housing.

Outcome Percentage Achieved:

96% of program participants remained housed for 6 months or longer, or exited to permanent housing.

Program Name: Connecting Youth to Opportunities Program II
Rapid Rehousing



Funding Category: Youth Homeless Demonstration Program (YHDP)/Human Services

**This funding is not in County Budget; The County only provides programmatic oversight.*

This program provides an opportunity to quickly re-house homeless families and individuals between ages 18-25 while minimizing trauma and dislocation caused by homelessness; to promote access to and effective utilization of mainstream programs by homeless youth; and to optimize self-sufficiency among these youth experiencing homelessness.

Number of Households to be Served	Actual Number of Households Served
30	27

Outcome Statement:

70% of families will remain in, or exit, permanent housing.

Outcome Percentage Achieved:

90% of families remained in, or exited to, permanent housing destination.



Program Name: Emergency Rental Assistance Application Navigation

Funding Category: Emergency Rental Assistance (ERA)

This program assists households that are unable to pay rent or utilities.

Number of Unduplicated Clients to be Served	Actual Number of Unduplicated Clients Served
200	134

Outcome Statement:

Program will serve a minimum of 200 persons.

Outcome Percentage Achieved:

Program served 134 persons.

Program Name: Homeless Resource Center

Program Award: \$1,782,037.00

Program Amount Expended: \$1,732,037.00 (100%)

Funding Category: Human Services/Ad Valorem

The program homeless services within four (4) program components: Emergency, Self-Sufficiency, Intervention, and Homeless Services.



Actual Number of Unduplicated Clients Served
246

Outcome Statement:

75% of the AAF HRC-1 program participants do not re-enter the emergency services system within 12 months of case closure.

Outcome Percentage Achieved:

92% of program participants did not re-enter the emergency services system within 12 months of case closure.

ADOPT-A-FAMILY OF THE PALM BEACHES



Program Name: Housing Stabilization Program

Program Award: \$143,040.00

Program Amount Expended: \$143,040.00 (100%)

Funding Category: Homeless/Financially Assisted Agency (FAA)

The program serves families, earning less than 50% of the Area Median Income, who are homeless or at imminent risk of becoming homeless. The program will provide financial assistance and comprehensive supportive services to prevent homelessness or to rapidly rehouse families residing in shelters or living in places not meant for human habitation.

Number of Households to be Served	Actual Number of Households Served
200	177

Outcome Statement:

160 out of 200 (80%) of families will maintain their housing for 6 months or more after receiving financial assistance

Outcome Percentage Achieved:

94% of families will maintain their housing for 6 months or more after receiving financial assistance

Program Name: Homeless Prevention

Program Award: \$402,183.00

Program Amount Expended: \$402,183.00 (100%)

Funding Category: Human Services Emergency Solutions Grant—CV1 & CV2

This program provides financial assistance to prevent, prepare for and respond to the Coronavirus pandemic (COVID-19) among individuals and families who are homeless or receiving homeless prevention assistance services to mitigate the impact created by Coronavirus under the Emergency Solutions Grants program.



Actual Number of Unduplicated Clients Served
133

Outcome Statement:

80% of program participants will remain housed.

Outcome Percentage Achieved:

97% of program participants remained housed.



Program Name: Rapid Re-housing

Program Award: \$131,950.00

Program Amount Expended: \$131,950.00 (100%)

Funding Category: Homeless/Financially Assisted Agency (FAA)

The program provides up to twelve (12) months of declining rental subsidy, housing-focused case management, and linkage to community resources to provide the household with ample time and opportunity to stabilize and establish the ability to maintain rent independently.

Number of Households to be Served	Actual Number of Households Served
15	16

Outcome Statement:
12 out of 15 (83%) of families will remain in permanent supportive housing or will exit to a permanent housing location during the fiscal year.

Outcome Percentage Achieved:
83% of families will remain in permanent supportive housing or will exit to a permanent housing location during the fiscal year.

Program Name: Rapid Re-housing

Program Award: \$181,098.00

Program Amount Expended: \$181,098.00 (100%)

Funding Category: Housing and Urban Development/Emergency Solutions Grant

The program provides up to twelve (12) months of declining rental subsidy, housing-focused case management, and linkage to community resources to provide the household with ample time and opportunity to stabilize and establish the ability to maintain rent independently.



Actual Number of Households Served
103

Outcome Statement:
80% of families will remain or exit to a permanent housing location during the fiscal year.

Outcome Percentage Achieved:
93% of households remained or exited to permanent housing.

ADOPT-A-FAMILY OF THE PALM BEACHES

Program Name: Program REACH

Program Award: \$338,951.00

Program Amount Expended: \$338,951.00 (100%)

Funding Category: Ad Valorem/Human Services



The program homeless services within four (4) program components: Emergency, Self-Sufficiency, Intervention, and Homeless Services.

Number of Unduplicated Clients to be Served	Actual Number of Unduplicated Clients Served
80	122

Outcome Statement:

56 of 80 (70%) of clients served in the program will enter permanent housing within 90 days from admission to the shelter.

Outcome Percentage Achieved:

70% of clients served in the program will enter permanent housing within 90 days from admission to the shelter.

Program Name: Project Safe

Program Award: \$111,968.00

Program Amount Expended: \$111,968.00 (100%)

Funding Category: Homeless/Financially Assisted Agency(FAA)



The program provides permanent supportive housing to homeless families with documented disabilities. In addition to the provision of affordable permanent housing, supportive services such as case management, advocacy, budgeting, mental health counseling, access to education and job training, financial literacy, and childcare are also offered to families.

Number of Households to be Served	Actual Number of Households Served
38	43

Outcome Statement:

38 out of 43 families (89%) will remain in permanent supportive housing or will exit to a permanent housing location during the fiscal year.

Outcome Percentage Achieved:

91% of families will remain in permanent supportive housing or will exit to a permanent housing location during the fiscal year.



Program Name: Project Safe II

Funding Category: Continuum of Care (CoC)/Human Services

**This funding is not in County Budget. The County only provides programmatic oversight.*

This **CoC Program** is designed to promote a community-wide commitment to the goal of ending homelessness; to provide funding for efforts by nonprofit providers, states, and local governments to quickly rehouse homeless individuals, families, persons fleeing domestic violence, sexual assault, dating violence, and stalking; and youth while minimizing the trauma and dislocation caused by homelessness; to promote access to and effective utilization of mainstream programs by homeless individuals and families; and to optimize self-sufficiency among those experiencing homelessness.

Actual Number of Unduplicated Clients Served	Outcome Statement: 80% of Project Safe II program participants will remained housed for 6 months or longer, or exit to permanent housing.
121	Outcome Percentage Achieved: 98% of program participants remained housed for 6 months or longer, or exited to permanent housing.

Program Name: Traveler's Aid

Program Award: \$15,000.00

Program Amount Expended: \$15,000.00 (100%)

Funding Category: Strategic Partnership/Financially Assisted Agency (FAA)



The program returns families and individuals home in order to avert homelessness. The program provides individuals with a Greyhound bus pass, train ticket, or airfare returning them to their support system and helping to reduce the cost to the County.

Number of Unduplicated Clients to be Served	Actual Number of Unduplicated Clients Served	Outcome Statement: 80 of 80 (100%) of clients will receive a bus ticket, train ticket, or airfare, to return safely home to their support system.
80	28	Outcome Percentage Achieved: 100% of clients will receive a bus ticket, train ticker, or airfare, to return safely home to their support system.

ADOPT-A-FAMILY OF THE PALM BEACHES



Program Name: Youth Establishing Stability

Funding Category: Youth Homeless Demonstration Program (YHDP)/
Human Services

**This funding is not in County Budget. The County only provides programmatic oversight.*

This program provides an opportunity to quickly rehouse homeless families and individuals between ages 18-25 while minimizing trauma and dislocation caused by homelessness; to promote access to and effective utilization of mainstream programs by homeless youth; and to optimize self-sufficiency among these youth experiencing homelessness.

**Actual Number
of Households
Served**

14

Outcome Statement:

70% of families will remain or exit to permanent housing.

Outcome Percentage Achieved:

100% of families remained in or exited to permanent housing destination.

AID TO VICTIMS OF DOMESTIC ABUSE (AVDA)

Program Name: Casa Vegso

Program Award: \$300,000.00

Program Amount Expended: \$300,000.00 (100%)

Funding Category: Homeless/Financially Assisted Agency (FAA)



The program provides services to victims of domestic violence in a safe, secure, 64-bed confidential shelter. While in the shelter, the adult survivors and their children receive food, on-site access to basic needs, services, and benefits programs, as well as counseling and case management. Advocacy is available to assist participants in understanding domestic violence warning signs, building self-esteem, developing boundaries for healthy relationships, accessing Injunctions for Protection and relocation assistance, and increasing life skills and health and wellness.

Number of Households to be Served	Actual Number of Households Served
75	85

Outcome Statement:
60 of 75 (80%) of households who experienced domestic violence will transition from emergency shelter care to safe, violence-free living in the fiscal year.

Outcome Percentage Achieved:
96% of households who experienced domestic violence will transition from emergency shelter to safe, violence-free living in the fiscal year.

Program Name: Emergency Shelter

Program Award: \$125,000.00

Program Amount Expended: \$94,200.00 (75%)

Funding Category: Emergency Solutions Grant/Human Services



The program provides emergency shelters, transitional housing, and supportive services for homeless individuals and families.

Number of Unduplicated Clients to be Served	Actual Number of Households Served
70	240

Outcome Statement:
80% of participants transitioning from the emergency shelter will exit to safe, violence-free living.

Outcome Percentage Achieved:
60 of 75 (80%) of households who experienced domestic violence will transition from emergency shelter to safe, violence-free living in the fiscal year.

ALZHEIMER'S COMMUNITY CARE

Program Name: Family Nurse Consultant

Program Award: \$341,649.00

Program Amount Expended: \$281,781.60 (82%)

Funding Category: Senior/Financially Assisted Agency (FAA)

The program provides dementia-specific support and wrap-around services, guidance, and direction for caregivers and family members of patients with Alzheimer's disease and related disorders.



Number of Unduplicated Clients to be Served	Actual Number of Unduplicated Clients Served
900	574

Outcome Statement:

765 of 900 (85%) of caregivers will continue to provide community-based care, defined as not a nursing home, for their loved-one with probable ADRD.

Outcome Percentage Achieved:

98% of caregivers will continue to provide community-based care, defined as not a nursing home, for their loved-one with probable ADRD.

Program Name: Specialized Alzheimer's Adult Day Service Program

Award: \$222,072.00

Program Amount Expended: \$222,071.95 (100%)

Funding Category: Senior/Financially Assisted Agency (FAA)

The program is a community-based, dementia-specific service of therapeutic, social, recreational, and health activities provided for patients with Alzheimer's disease and related disorders. It is also a direct service to caregivers, as it provides the caregiver the opportunity to work, care for other family members, care for their own healthcare needs and take some much-needed respite time for him or herself.



Number of Unduplicated Clients to be Served	Actual Number of Unduplicated Clients Served
400	274

Outcome Statement:

320 of 400 (80%) of patients enrolled in Day Care will delay or eliminate the need for nursing home placement at the time of program exit.

Outcome Percentage Achieved:

100% of patients enrolled in Day Care will delay or eliminate the need for nursing home placement at the time of program exit.

AMERICAN ASSOCIATION OF CAREGIVING YOUTH

Program Name: The Caregiving Youth Project

Program Award: \$37,000.00

Program Amount Expended: \$30,456.75 (82.3%)

Funding Category: Behavioral Health/Financially Assisted Agency (FAA)



The Program provides a myriad of direct services including supportive counseling and care management for Caregiving Youth who are at risk for dropping out of school and for increased stress, anxiety, and depression because of their family caregiving responsibilities in addition to their schoolwork and personal development. AACY provides services in and out of school and at home to address the caregiving ramifications including, but not limited to isolation, anxiety, and depression, which hinder the youth's psychosocial, emotional, developmental, physical health, education opportunities, and well-being.

Number of Unduplicated Clients to be Served	Actual Number of Unduplicated Clients Served
37	37

Outcome Statement:

33 of 37 (90%) CGY who complete counseling will demonstrate a decrease of stress and depression by evidence of one (1) point decrease on the Behavioral Health Assessment (BHA) within three months from first support counseling during the fiscal year.

Outcome Percentage Achieved:

70% CGY who complete counseling will demonstrate a decrease of stress and depression by evidence of one (1) point decrease on the Behavioral Health Assessment (BHA) within three months from first support counseling during the fiscal year.

BOYS TOWN SOUTH FLORIDA



Program Name: Care Coordination Services

Program Award: \$399,901.00

Program Amount Expended: \$399,901.00 (100%)

Funding Category: Behavioral Health/Financially Assisted Agency (FAA)

The Program provides a behavioral health support service via the Care Coordination Services (CCS) Model. CCS is a youth and family-centered, home and community-based case management and care coordination intervention delivered by a Care Coordination Services Consultant (Consultant). The BTSF-designed CCS program is an intervention for Children/Youth, Young Adults, and their families who need multiple coordinated services and supports and are involved in at least one formal system (e.g., education, mental health, child welfare, criminal justice), and whose families can develop a formal and informal support system to help youth be successful.

The goal of CCS is to deliver services that “bridge back” youth and families to higher and improved social emotional functioning.

Number of Unduplicated Clients to be Served	Actual Number of Unduplicated Clients Served
100	105

Outcome Statement:

80 of 100 (80%) of Youth experiencing mental/ behavioral health, substance use, and co-occurring disorders will improve their level of functioning at discharge as measured by a decrease of at least 1 point on the CFARS from their baseline score at admission within fiscal year.

Outcome Percentage Achieved:

85% of Youth experiencing mental/ behavioral health, substance use, and co-occurring disorders will improve their level of functioning at discharge as measured by a decrease of at least 1 point on the CFARS from their baseline score at admission within fiscal year.

CAREERSOURCE PALM BEACH COUNTY

Program Name: Entrepreneurial Program of Work (EPOW)

Program Award: \$200,000.00

Program Amount Expended: \$22,741.09 (11%)

Funding Category: Community Block Grant—Cares



This program supports individuals in becoming small business owners with the aspiration and realization that determination and hard work are necessary to become an entrepreneur. This program is designed to improve self-sufficiency and create greater flexibility for Palm Beach County residents who are eligible and seeking alternative employment opportunities along with financial assistance, mentors, education, and career goals to become small business owners.

Number of Unduplicated Clients to be Served	Actual Number of Unduplicated Clients Served
12	10

Outcome Achieved:
10 program participants started a new business.

CATHOLIC CHARITIES OF PALM BEACH



Program Name: Homeless Prevention

Program Award: \$86,000.00

Program Amount Expended: \$25,863.47 (30%)

Funding Category: Challenge Grant/Department of Children and Families

This program from the State Office on Homelessness is authorized to provide grant funding annually to lead agencies for homeless assistance continuums of care. These funds may be used for an array of programs, facilities, and services that are identified on the local continuum of care plan.

Number of Unduplicated Clients to be Served	Actual Number of Unduplicated Clients Served
100	174

Outcome Statement:
Program will serve a minimum of 100 persons.

Outcome Percentage Achieved:
Program served 174 persons.



Program Name: Housing Prevention Program

Program Award: \$242,933.00

Program Amount Expended: \$147,943.68 (61%)

Funding Category: Emergency Solutions Grant CV1 & CV2/Human Services

This program provides financial assistance to prevent, prepare for and respond to the coronavirus pandemic (COVID-19) among individuals and families who are homeless or receiving homeless prevention assistance services to mitigate the impact created by coronavirus under the Emergency Solutions Grants program.

Number of Unduplicated Clients to be Served	Actual Number of Unduplicated Clients Served
8	8

Outcome Statement:
80% of Catholic Charities program participants will remain housed.

Outcome Percentage Achieved:
100% of program participants remained housed.

CENTER FOR CHILD COUNSELING



Program Name: Integrated Care-Recovery & Resiliency

Program Award: \$207,958.00

Program Amount Expended: \$161,892.06 (78%)

Funding Category: Behavioral Health/Financially Assisted Agency (FAA)

This program provides behavioral health services to address unmet needs for the priority populations through a person-centered, recovery-oriented, integrated, public health approach, screening, holistic assessment, and multilayered services in coordination with community partners and the overall system of care. The model is trauma-informed and equity-driven. Clinicians are integrated at Palm Beach Pediatrics (PBP) and community sites, with coordinated treatment planning, collaboration, and warm hand-off. Families can be self-referred or referred from their pediatrician and will receive a warm handoff to CCC therapists or Care Coordinators for early intervention and/or treatment services to be delivered in client's homes, schools, community settings or in the office

Number of Unduplicated Clients to be Served	Actual Number of Unduplicated Clients Served
226	181

Outcome Statement:
181 of 226 (80%) of Youth experiencing mental/ behavioral health, substance use, and co-occurring disorders will improve their level of functioning at discharge as measured by a decrease of at least 1 point on the CFARS from their baseline score at admission within fiscal year.

Outcome Percentage Achieved:
88% of Youth experiencing mental/ behavioral health, substance use, and co-occurring disorders will improve their level of functioning at discharge as measured by a decrease of at least 1 point on the CFARS from their baseline score at admission within fiscal year.

COALITION FOR INDEPENDENT LIVING OPTIONS

Program Name: Accessible Lifesaving Education for At-Risk Teens (ALERT)



Program Award: \$207,958.00

Program Amount Expended: \$161,892.06 (78%)

Funding Category: Economic Stability-Intellectual Development Disabilities (IDD) /Financially Assisted Agency (FAA)

The program teaches youth (ages 14-26) how to write a resume and apply for a job; it also teaches them about social skills, hygiene and health awareness, HIV/STD prevention, responsible sexual behavior, travel training, college, and vocational school preparation, and prepares them for adulthood and for life on their own.

Number of Unduplicated Clients to be Served	Actual Number of Unduplicated Clients Served
50	22

Outcome Statement:

35 of 50 (70%) of youth/young adults with disabilities will learn at least one job readiness or life skill evidenced by pre- and post- test results in combination with staff observation of participant performing said tasks in real life setting.

Outcome Percentage Achieved:

100% of youth/young adults with disabilities will learn at least one job readiness or life skill evidenced by pre- and post- test results in combination with staff observation of participant performing said tasks in real life setting.



Program Name: Financial Independence Need Disability (FIND)

Program Award: \$78,500.00

Program Amount Expended: \$32,218.90 (100%)

Funding Category: Economic Stability-Intellectual Development Disabilities (IDD)/Financially Assisted Agency (FAA)

The program provides emergency **financial** assistance and training to individuals with a disability to help them remain in their homes and improve their finances.

Number of Households to be Served	Actual Number of Households Served
60	22

Outcome Statement:

12 of 60 (20%) of households served will increase disposable income for basic living expenses and will maintain an increase for 90 days or more by the end of the fiscal year.

Outcome Percentage Achieved:

78% of households served will increase disposable income for basic living expenses and will maintain an increase for 90 days or more by the end of the fiscal year.

Program Name: Senior Financial Independence Need Disability (FIND)

Program Award: \$44,047.00

Program Amount Expended: \$33,872.56 (77%)

Funding Category: Economic Stability-Intellectual Development Disabilities (IDD) Financially Assisted Agency (FAA)



The program provides emergency financial assistance and training to Seniors age 60+ with a disability to help them remain in their homes and improve their finances

Number of Unduplicated Clients to be Served	Actual Number of Unduplicated Clients Served
20	31

Outcome Statement:

4 out of 20 (20%) of seniors (households) will maintain housing stability for 6 months or more after receipt of financial assistance

Outcome Percentage Achieved:

86% of seniors (households) will maintain housing stability for 6 months or more after receipt of financial assistance

COALITION FOR INDEPENDENT LIVING OPTIONS



Program Name: Supports and Independent Living (SAIL)

Program Award: \$154,581.00

Program Amount Expended: \$154,581.00 (100%)

Funding Category: Economic Stability-Intellectual Development Disabilities (IDD)/Financially Assisted Agency (FAA)

The program coaches clients on how to get a job, how to ride the bus alone, how to manage personal relationships and other skills so they achieve their life goals. The program also mentors clients on how to manage their benefits, how to speak up for themselves, financial literacy, how to find community resources and many other essential topics.

Number of Unduplicated Clients to be Served	Actual Number of Unduplicated Clients Served
150	130

Outcome Statement:
105 of 150 (70%) of participants will increase knowledge of a life skill evidenced by pre- and post-test scores, staff observation, and documented self-reporting during contract period.

Outcome Percentage Achieved:
100% of participants will increase knowledge of a life skill evidenced by pre- and post-test scores, staff observation, and documented self-reporting during contract period.

COMMUNITY CHILDCARE CENTER OF DELRAY BEACH

(DBA. ACHIEVEMENT CENTERS FOR CHILDREN & FAMILIES)



Program Name: Family Strengthening Program

Program Award: \$100,000.00

Program Amount Expended: \$100,000.00 (100%)

Funding Category: Securing Our Future Initiative/Financially Assisted Agency (FAA)

This program blends clinical and therapeutic services into the traditional job search model. Workers seeking work for the first time or those dislocated from employment are often in crisis and the existing job seeker service milieu does not accommodate their emotional and psychological needs well. This enhanced model will not only increase the capacity of ACCF to provide comprehensive services, through lessons learned and train the trainer elements, the entire job search service model in Palm Beach County will benefit

Number of Unduplicated Clients to be Served	Actual Number of Unduplicated Clients Served
50	13

Outcome Statement:

35% of those served will increase disposable income for basic living expenses.

Outcome Percentage Achieved:

50% of those served will increased disposable income for basic living expenses.

COMMUNITY PARTNERS OF SOUTH FLORIDA



Program Name: Community-Based Outpatient Services (CBOS)

Program Award: \$236,275.00

Program Amount Expended: \$236,275.00 (100%)

Funding Category: Behavioral Health/Financially Assisted Agency (FAA)

The program provides quality, trauma-informed, holistic, and evidenced-based mental health interventions and care coordination to children and families in Palm Beach County. CBOS utilizes a holistic approach that evaluates each client's needs and finds innovative avenues to collaborate with clients in meeting their needs. These therapeutic services typically occur in the client's home, school, other local community locations, or telehealth.

Number of Unduplicated Clients to be Served	Actual Number of Unduplicated Clients Served
1,267	2,783

Outcome Statement:

887 of 1267 (70%) of clients during the contract year will improve their level of functioning at discharge as measured by a decrease in score of at least 1 point on the CFARS/FARS from their baseline score at admission.

Outcome Percentage Achieved:

72% of clients during the contract year will improve their level of functioning at discharge as measured by a decrease in score of at least 1 point on the CFARS/FARS from their baseline score at admission.



Program Name: High Fidelity Wraparound Supportive Housing Program

Program Award: \$175,000.00

Program Amount Expended: \$175,000.00 (100%)

Funding Category: Behavioral Health/Financially Assisted Agency (FAA)

The program assists adults and families in identifying, securing, and maintaining safe and decent independent housing. HFWSH focuses on housing along with advocating for clients' mental health and medical health needs, and connects clients to community resources using the warm handoff model. HFWSH collaborates with existing support systems and coordinates the care for clients working towards social, emotional, economic stability. HFWSH supports clients with complimentary services by enhancing access to needed services and coordinated care for the clients.

Number of Unduplicated Clients to be Served	Actual Number of Unduplicated Clients Served
121	67

Outcome Statement:

66 of 121 (55%) of clients during the contract year, who have been placed in housing, will maintain stable housing for 60 calendar days post-placement.

Outcome Percentage Achieved:

64% of clients during the contract year, who have been placed in housing, will maintain housing for 60 calendar days post-placement.

COMMUNITY PARTNERS OF SOUTH FLORIDA



Program Name: Financial Capability Building Prosperity

Program Award: \$177,796.00

Program Amount Expended: \$83,470.00 (47%)

Funding Category: Behavioral Health/Financially Assisted Agency (FAA)

The program provides coordinated, wraparound services to eligible households residing in the following zip codes: 33407 and 33404. This program is focused on financial literacy, financial coaching, creating economic advancement and asset building/management.

Number of Households to be Served	Actual Number of Households Served
120	49

Outcome Statement:

30 out of 120 (25%) will increase their household income.

Outcome Percentage Achieved:

33% will increase their household income.

DIVISION OF HUMAN SERVICES AND COMMUNITY ACTION



Community Action Program, Direct Services

These funding dollars were used to assist eligible low-income households with heating and cooling energy costs, bill payment assistance, and energy crisis assistance.

PY 2022 Range	Funding Sources	Description of Funding Source	Total Awarded
4/1/2020 - 5/31/2022	PY20 Low Income Home Energy Assistance Program (LIHEAP)	Federal Funding - through the Florida Department of Economic Opportunity from the Department of Health and Human Services	\$4,578,218.81
6/1/2020 - 3/31/2023	PY21 Low Income Home Energy Assistance Program (LIHEAP)	Federal Funding – through the Florida Department of Economic Opportunity from the Department of Health and Human Services	\$5,055,844.00
6/1/2020 - 9/30/2023	Low Income Home Energy Assistance Program (LIHEAP) – ARP	Federal Funding – through the Florida Department of Economic Opportunity from the Department of Health and Human Services	\$4,273,460.00
10/1/2021 - 9/30/2023	PY22 Low Income Home Energy Assistance Program (LIHEAP) – CARES	Federal Funding – through the Florida Department of Economic Opportunity from the Department of Health and Human Services	\$5,214,899.00
10/1/2021 - 9/30/2023	Emergency Rental Assistance Program	Federal Funding – through the Florida Department of Economic Opportunity from the Department of Health and Human Services	\$42,881,332.41



Outcome Indicator: Households who restored electric utility connection or prevented utility disconnection.

<p>Actual 7,783 LIHEAP households who restored electric utility connection or prevented utility disconnection.</p>	<p>Actual 47 households increased their energy efficiency by obtaining a new HVAC unit to replace their old one.</p>
---	---



Outcome Indicator: Households who received Rental Assistance to prevent eviction.

<p>Actual Provided rental assistance payment to 6,608 families, which resulted in families staying in their homes.</p>

Family Self-Sufficiency Program

PY 2022 Range	Funding Sources	Description of Funding Source	Total Awarded
10/1/2020 - 11/30/2022	Community Services Block Grant	Federal Funding - through the Florida Department of Economic Opportunity from the Department of Health and Human Services	\$1,064,915.00

Under CSBG, CAP runs the Family Self-Sufficiency Program, which provides vocational training opportunities and other support services to low-income individuals. CAP uses two lists of vendors: for-profit (RFP through Purchasing Department) and not-for-profit (RFP through CSD). Below is a list of schools (vendors) that were used during the last fiscal year.

Vendor	Services Provided	Vendor Amount Expended
Credit Card Management Services	Budgeting	\$12,400.00
CareerSource	Construction Trades	\$63,099.84
CROS Ministries	Gleaning Program	\$75,000.00
Academy for Nursing	PCT, HHA	\$45,136.00
A & Associates	Security D & G	\$4,200.00
Haggerty Strategic Solutions	Entrepreneurship	\$27,157.50
Sage	CDL	\$49,332.00
Metropolitan Trucking	CDL	\$0.00
School District of Palm Beach County	Various	\$0.00
Palm Beach State College	Various	\$0.00
Care Hope College	Medical Vocational Trainings	\$0.00

Family Self-Sufficiency Program *continued*

Outcome Indicator	Actual
Individuals served will increase their savings	3 individuals increased their savings
Individuals served will improve their credit score	3 individuals improved their credit score
Individuals served will obtain a recognized credential or certificate, including educational or vocational skills	64 individuals obtained a recognized credential or certificate, including educational or vocational skills
Produce will be gleaned and distributed across pantries in Palm Beach County	200,000 pounds of produce were gleaned and distributed across pantries in Palm Beach County
Individuals served will become employed as a result of the Family Self-Sufficiency Program and Vocational Training	52 individuals became employed as a result of the Family Self-Sufficiency Program and Vocational Training
Number of clients served in Gleaning Program	1,397 clients served in Gleaning Program
Number of meals served in Gleaning Program	16,759 meals served in Gleaning Program

Farmworker Career Development Program

PY 2022 Range	Funding Sources	Description of Funding Source	Total Awarded
7/1/2021 - 9/30/2022	Farmworker Career Development Program (FCDP)	Federal Funding - through the Department of Education from the Department of Labor	\$130,000.00

Under the FW Grant, CAP runs the Farmworker Career Development Program, which provides vocational training opportunities and other support services to farmworker individuals and their dependents. CAP uses two lists of vendors: for profit (RFP through Purchasing Department) and not for profit (RFP through CSD). Below is a list of schools (vendors) that were used during the last fiscal year.

Vendor	Program Name	Vendor Amount Expended
CareerSource	Construction Trades	\$0.00
School District of Palm Beach County	ESOL & GED, Home Health Aide	\$876.00
Palm Beach State College	Cosmetology, Welding, Construction Trades	\$0.00

<p>Outcome Indicator: Number of participants enrolled in the Farmworker's Career Development Program (FCDP) who obtained a credential</p>
<p>Actual 4 participants enrolled in the Farmworker's Career Development Program (FCDP) obtained a credential.</p>

<p>Outcome Indicator: Number of participants in the Farmworker's Career Development Program (FCDP) what obtained employment</p>
<p>Actual 13 participants in the Farmworker's Career Development Program (FCDP) obtained employment.</p>

Community Services Block Grant (CSBG) - CARES

PY 2022 Range	Funding Sources	Description of Funding Source	Total Awarded
6/1/2020 - 11/30/2022	Community Services Block Grant (CSBG) - CARES	Federal Funding - through the Department of Education from the Department of Labor	\$130,000.00

This funding source was used to provide rent and utility assistance to clients.

Vendor	Program Name	Vendor Amount Expended
CareerSource	Entrepreneurship	\$13,919.59
CROS Ministries, Inc.	Food Boxes	\$75,000.00
Palm Beach County Food Bank	Food Boxes	\$441,731.00

Outcome Indicator	Actual Achieved
Families will receive rental payment assistance (eviction prevention or housing relocation).	385 families received rental payment assistance (eviction prevention or housing relocation).
Families will avoid the suspension of their services (water or gas) or have the services (water or gas) restored in their homes.	76 families avoided the suspension of their services (water or gas) or had their service (water or gas) restored in their homes.
Families will prevent food insecurity by obtaining food boxes or meals for their families.	206,397 families were prevented from food insecurity and received food boxes/meals.

Ad Valorem Funding

Additional Funding Sources (described in Annual Report): Not used for direct client services.

PY 2022 Range	Funding Sources	Description of Funding Source	Total Awarded
10/1/2021- 9/30/2022	Ad Valorem	Palm Beach County - Ad Valorem	\$572,018.00

These Ad Valorem funds were utilized by the Community Services Department - Human Services division for rental/utility assistance.

PY 2022 Range	Funding Sources	Description of Funding Source	Total Awarded
10/1/2021 - 9/30/2022	Ad Valorem	Palm Beach County - Ad Valorem	\$254,221.00

These Ad Valorem funds were used mostly for administrative costs (salaries, conference registration, mileage overage, etc.)



Human Services, Direct Services

Unless otherwise noted, direct services are provided by Community Services Department (CSD) staff. These services are described in more detail in the CSD Annual Report.

Funding Sources*	Description of Funding Source	Total Awarded
Ad Valorem (Direct Services)	Ad Valorem - through the Palm Beach County Division of Human Services (DHS)	\$2,040,770.00
*Emergency Solutions Grant COVID-19 (Emergency Solutions Grant-CV) Rapid Re-Housing (RRH)	Federal Funding - through the Department of Housing and Economic Development	\$2,484,268.00
*Home Investment Partnerships Program (HOME) - Tenant-Based Rental Assistance (TBRA)	Federal Funding - through the Department of Housing and Economic Development	\$250,000.00
Total		\$4,775,038.00

*Emergency Solutions Grant-CV and HOME are multi-year and are not broken down by fiscal year.

*The demographic and outcome data for these services were not available for FY22.

<p>Outcome Indicator Home Investment Partnerships Program (HOME): Program participants will remain housed or exited to permanent housing.</p>
<p>Actual 20 of 21 (95%) of program participants remained housed or exited to permanent housing.</p>

Human Services, Direct Services *continued*

Funding Sources*	Description of Funding Source	Total Awarded
Ad Valorem (Direct Services)	Ad Valorem - through the Palm Beach County Division of Human Services (DHS)	\$2,040,770.00

The Palm Beach County Division of Human Services (DHS) provides direct services to the community through several programs including Housing Stability, Rapid Re-housing, Emergency Shelter, and Indigent Burial. Funding is used for rent, utilities, security deposits, inspections, outreach, and cremation services with assistance from human services staff. Funding was also used for transportation and the new Annex/Fairgrounds Emergency Shelter.

Services Provided	Contracted Dollar Amount
Indigent Burial	\$200,000.00
Outcome: 497 Clients Served	
Client Assistance*	\$1,840,770.00
Outcome: 290 Clients served	

*Clients served for Rapid Rehousing services only.

DIVISION OF SENIOR & VETERAN SERVICES



Senior Services

GY 2022 Range	Funding Sources	Description of Funding Source	Total Allocated for Direct Services
10/1/2021 - 9/30/2022	American Rescue Plan / RP3C1	Federal Funding - through the Area Agency of Aging (AAA) from Department of Elder Affairs (DOEA)	\$11,086.00

The purpose of the American Rescue Plan (RP3C1) is to complement current coordinated systems to serve older individuals. These systems assist older individuals to attain and maintain maximum independence with supportive services. The American Rescue Plan (RP3C1) funding provides congregate meals and nutrition education in strategically located centers such as schools, churches, community centers, senior centers, and other public or private facilities where persons may receive other social and rehabilitative services.

Vendor	Services Provided	Vendor Amount Expended
GA Food Services, Inc.	Congregate Meals	\$11,086.00

Contracted Agency Portfolios: Division of Senior and Veteran Services

GY 2022 Range	Funding Sources	Description of Funding Source	Total Allocated for Direct Services
10/1/2021 - 9/30/2022	American Rescue Plan / RP3C2	Federal Funding - through the Area Agency of Aging (AAA) from Department of Elder Affairs (DOEA)	\$18,628.00

The primary purpose of the American Rescue Plan (RP3C2) is to compliment current coordinated systems to serve older individuals. These systems assist older individuals to attain and maintain maximum independence with supportive services. The American Rescue Plan (RP3C2) funding provides home-delivered meals, nutrition screening and assessment, nutrition counseling, and nutrition education to homebound individuals.

Vendor	Services Provided	Vendor Amount Expended
GA Food Services, Inc.	Home Delivered Meals, Congregate Meals	\$18,628.00

Contracted Agency Portfolios: Division of Senior and Veteran Services

GY 2022 Range	Funding Sources	Description of Funding Source	Total Allocated for Direct Services
10/1/2021 - 9/30/2022	American Rescue Plan / RP3B	Federal Funding - through the Area Agency of Aging (AAA) from Department of Elder Affairs (DOEA)	\$506,870.00

The primary purpose of the American Rescue Plan (RP3B) is to compliment current coordinated systems to serve older individuals. These systems assist older individuals to attain and maintain maximum independence with supportive services. The American Rescue Plan (RP3B) funding provides supportive services to boost the well-being of elders and to help them live independently in their home environment and the community.

Vendor	Services Provided	Vendor Amount Expended
All Ways Caring Homecare (dba - Southern Home Care, Services, Inc.)	Companionship, Homemaker, Personal Care, Respite	\$68,009.00
Caring for Seniors, Inc.	Chore, Companionship, Enhanced Chore, Homemaker, Personal Care, Respite	\$181,886.00
CSI Private Duty Services, Inc. (dba - Friends Assisting Seniors and Families)	Chore, Companionship, Enhanced Chore, Homemaker, Personal Care, Respite	\$6,608.00
Home Health Care Resources Corp.	Chore, Companionship, Enhanced Chore, Homemaker, Personal Care, Respite	\$122,003.00
Home Health Services of the Palm Beaches, Inc.	Chore, Companionship, Enhanced Chore, Homemaker, Personal Care, Respite	\$44,809.00
JN Nursing Registry, Inc.	Companionship, Homemaker, Personal Care, Respite	\$2,835.00
Mega Nursing Services (dba - Affordable Health Care at Home)	Chore, Companionship, Enhanced Chore, Homemaker, Personal Care, Respite	\$80,720.00

Contracted Agency Portfolios: Division of Senior and Veteran Services

GY 2022 Range	Funding Sources	Description of Funding Source	Total Allocated for Direct Services
10/1/2021 - 9/30/2022	American Rescue Plan / RP3E	Federal Funding - through the Area Agency of Aging (AAA) from Department of Elder Affairs (DOEA)	\$32,600.00

The primary purpose of the American Rescue Plan (RP3E) is to compliment current coordinated systems to serve older individuals. These systems assist older individuals to attain and maintain maximum independence with supportive services. The American Rescue Plan (RP3E) funding provides services through the National Family Caregiver Support Program to assist families caring for frail older members and to assist grandparents or older relatives who are caregivers for children 18 and younger or for children of any age who have disabilities.

Vendor	Services Provided	Vendor Amount Expended
All Ways Caring Homecare (dba - Southern Home Care, Services, Inc.)	Respite	\$13,712.00
Caring for Seniors, Inc.	Chore, Enhanced Chore, Respite	\$10,395.00
Home Health Care Resources Corp.	Chore, Enhanced Chore, Respite	\$3,402.00
Home Health Services of the Palm Beaches, Inc.	Chore, Enhanced Chore, Respite	\$3,465.00
Mega Nursing Services (dba - Affordable Health Care at Home)	Chore, Enhanced Chore, Medical Supplies and Services, Respite	\$1,626.00

Contracted Agency Portfolios: Division of Senior and Veteran Services

GY 2022 Range	Funding Sources	Description of Funding Source	Total Allocated for Direct Services
10/1/2021 - 9/30/2022	Ad Valorem	Palm Beach County - Ad Valorem	\$1,513,955.00

Palm Beach County Ad Valorem funds serve as a 10% required match to enhance services provided to clients.

Vendor	Services Provided	Vendor Amount Expended
All Ways Caring Homecare (dba - Southern Home Care, Services, Inc.)	Companionship, Homemaker, Personal Care, Respite	\$59,571.00
Caring for Seniors, Inc.	Chore, Companionship, Enhanced Chore, Homemaker, Personal Care, Respite	\$513,136.00
CSI Private Duty Services, Inc. (dba - Friends Assisting Seniors and Families)	Chore, Companionship, Enhanced Chore, Homemaker, Personal Care, Respite	\$2,864.00
Guardian Medical Monitoring	Emergency Alert Response	\$1,140.00
Home Health Care Resources Corp.	Companionship, Enhanced Chore, Homemaker, Personal Care, Respite	\$302,429.00
Home Health Services of the Palm Beaches, Inc.	Chore, Companionship, Enhanced Chore, Homemaker, Personal Care, Respite	\$71,113.00
JN Nursing Registry, Inc.	Companionship, Homemaker, Personal Care, Respite	\$4,536.00
LifeLine	Emergency Alert Response	\$6,142.00
Mar-J Medical Supply Inc.	Medical Supplies and Services	\$8,412.00
Mega Nursing Services (dba - Affordable Health Care at Home)	Chore, Companionship, Enhanced Chore, Homemaker, Medical Supplies and Services, Personal Care, Respite	\$266,390.00
Alzheimer's Community Care, Inc.)	Adult Day Care	\$62.00
Faith Lutheran Church of North Palm Beach	Chore, Companionship, Enhanced Chore, Homemaker, Personal Care, Respite	\$2,077.00
G A Foods	Home Delivered Meals, Emergency Home Delivered Meals, Congregate Meals	\$276,083.00

Contracted Agency Portfolios: Division of Senior and Veteran Services

GY 2022 Range	Funding Sources	Description of Funding Source	Total Allocated for Direct Services
10/1/2021 - 9/30/2022	Alzheimer's Disease Initiative (ADI)	State Funding - through the Area Agency on Aging (AAA) from Department of Elder Affairs (DOEA)	\$1,292,408.00

The Alzheimer's Disease Initiative (ADI) provides community-based respite services for the special needs of individuals with Alzheimer's disease and related memory disorders. Caregivers are eligible to receive respite and training to assist them in caring for the ADI client.

Vendor	Services Provided	Vendor Amount Expended
All Ways Caring Homecare (dba - Southern Home Care Services, Inc.)	Respite	\$57,852.00
Alzheimer's Community Care	Adult Day Care	\$7,799.00
Caring for Seniors, Inc.	Respite	\$312,447.00
FirstLantic Nurses Registry, Inc. / FirstLantic Healthcare, Inc.	Respite	\$15,488.00
Home Health Care Resources Corp.	Respite	\$296,220.00
Home Health Services of the Palm Beaches, Inc.	Respite	\$136,724.00
Mar-J Medical Supply Inc.	Medical Supplies and Services	\$8,959.00
Mega Nursing Services (dba - Affordable Health Care at Home)	Counseling (Gerontology), Counseling (Mental Health/Screening), Medical Supplies and Services, Respite	\$456,919.00

Contracted Agency Portfolios: Division of Senior and Veteran Services

GY 2022 Range	Funding Sources	Description of Funding Source	Total Allocated for Direct Services
10/1/2021 - 9/30/2022	Community Care for the Elderly (CCE)	State Funding - through the Area Agency on Aging (AAA) from Department of Elder Affairs (DOEA)	\$1,787,369

The Community Care for the Elderly (CCE) funding provides community-based services organized in a continuum of care to help functionally impaired persons 60 years of age and older to live in the least restrictive yet most cost-effective environment suitable to their needs.

Vendor	Services Provided	Vendor Amount Expended
All Ways Caring Homecare (dba - Southern Home Care, Services, Inc.)	Companionship, Homemaker, Personal Care, Respite	\$153,153.00
Alzheimer's Community Care	Adult Day Care	\$10,862.00
Caring for Seniors, Inc.	Chore, Companionship, Enhanced Chore, Homemaker, Personal Care, Respite	\$564,582.00
GA Foods Services, Inc.	Home Delivered Meals	\$46,768.00
Guardian Medical Monitoring	Emergency Alert Response	\$1,567.00
Home Health Care Resources Corp.	Chore, Companionship, Enhanced Chore, Homemaker, Personal Care, Respite	\$405,770.00
Home Health Services of the Palm Beaches, Inc.	Chore, Companionship, Enhanced Chore, Homemaker, Personal Care, Respite	\$218,603.00
JN Nursing Registry, Inc.	Companionship, Homemaker, Personal Care, Respite	\$61,088.00
LifeLine	Emergency Alert Response	\$7,568.00
Mar-J Medical Supply Inc.	Medical Supplies and Services	\$13,980.00
Mega Nursing Services (dba - Affordable Health Care at Home)	Chore, Companionship, Counseling (Gerontology), Counseling (Mental Health/Screening), Enhanced Chore, Homemaker, Medication Management, Medical Supplies and Services, Personal Care, Respite	\$300,579.00
New Day Adult Center (dba - Faith Lutheran Church of North Palm Beach)	Adult Day Care	\$2,530.00
CSI Private Duty Services, Inc. (dba - Friends Assisting Seniors and Families)	Chore, Companionship, Enhanced Chore, Homemaker, Personal Care, Respite	\$319.00

Contracted Agency Portfolios: Division of Senior and Veteran Services

GY 2022 Range	Funding Sources	Description of Funding Source	Total Allocated for Direct Services
10/1/2021 - 9/30/2022	Home Care for the Elderly (HCE)	State Funding - through the Area Agency on Aging (AAA) from Department of Elder Affairs (DOEA)	\$146,254.00

The Home Care for the Elderly (HCE) funding supports care for persons 60 and older in family-type living arrangements within private homes, as an alternative to institutional or nursing home care. A basic subsidy is provided for support and maintenance of the elder, including some medical costs. A special subsidy may also be provided for services and/or supplies.

Vendor	Services Provided	Vendor Amount Expended
All Ways Caring Homecare (dba - Southern Home Care Services, Inc.)	Respite	\$1,710.00
Caring for Seniors, Inc.	Chore, Companionship, Enhanced Chore, Homemaker, Personal Care, Respite	\$43,476.00
GA Foods Services, Inc.	Home Delivered Meals	\$4,310.00
Home Health Care Resources Corp.	Chore, Enhanced Chore, Homemaker, Personal Care, Respite	\$44,078.00
Home Health Services of the Palm Beaches, Inc.	Chore, Enhanced Chore, Homemaker, Personal Care, Respite	\$7,392.00
JN Nursing Registry, Inc.	Respite	\$8,199.00
Mar-J Medical Supply Inc.	Medical Supplies and Services	4,210.00
Mega Nursing Services (dba - Affordable Health Care at Home)	Chore, Counseling (Gerontology), Counseling (Mental Health/Screening), Enhanced Chore, Homemaker, Medical Supplies and Services, Personal Care, Respite	\$456,919.00

Contracted Agency Portfolios: Division of Senior and Veteran Services

GY 2022 Range	Funding Sources	Description of Funding Source	Total Allocated for Direct Services
10/1/2021 - 9/30/2022	Older Americans Act / Title 3 Congregate Meals (OAA/O3C1)	Federal Funding - through the Area Agency on Aging (AAA) from Department of Elder Affairs (DOEA)	\$108,583.00

The primary purpose of the Older Americans Act (OAA) is to foster the development and implementation of comprehensive and coordinated systems to serve older individuals. These systems assist older individuals to attain and maintain maximum independence with supportive services. The Title III C1 funding provides congregate meals and nutrition education in strategically located centers such as schools, churches, community centers, senior centers, and other public or private facilities where persons may receive other social and rehabilitative services.

Vendor	Services Provided	Vendor Amount Expended
GA Food Services, Inc.	Congregate Meals, Home Delivered Meals, Emergency Home Delivered Meals	\$108,583.00

Contracted Agency Portfolios: Division of Senior and Veteran Services

GY 2022 Range	Funding Sources	Description of Funding Source	Total Allocated for Direct Services
10/1/2021 - 9/30/2022	Older Americans Act / Title 3 Home Delivered Meals (OAA/O3C2)	Federal Funding - through the Area Agency on Aging (AAA) from Department of Elder Affairs (DOEA)	\$595,515.00

The primary purpose of the Older Americans Act (OAA) is to foster the development and implementation of comprehensive and coordinated systems to serve older individuals. These systems assist older individuals to attain and maintain maximum independence with supportive services. The Title III C2 funding provides home-delivered meals, nutrition screening and assessment, nutrition counseling, and nutrition education to homebound individuals.

Vendor	Services Provided	Vendor Amount Expended
GA Food Services, Inc.	Home Delivered Meals, Emergency Home Delivered Meals, Congregate Meals	\$595,515.00

Contracted Agency Portfolios: Division of Senior and Veteran Services

GY 2022 Range	Funding Sources	Description of Funding Source	Total Allocated for Direct Services
10/1/2021 - 9/30/2022	Older Americans Act / Older Americans Title 3B (Anyone over age 60) (OAA/OA3B)	Federal Funding - through the Area Agency of Aging (AAA) from Department of Elder Affairs (DOEA)	\$1,039,344.00

The primary purpose of the Older Americans Act (OAA) is to foster the development and implementation of comprehensive and coordinated systems to serve older individuals. These systems assist older individuals to attain and maintain maximum independence with supportive services. The Title III B funding provides supportive services to boost the well-being of elders and to help them live independently in their home environment and the community.

Vendor	Services Provided	Vendor Amount Expended
All Ways Caring Homecare (dba - Southern Home Care Services, Inc.)	Companionship, Homemaker, Personal Care, Respite	\$125,523.00
Alzheimer's Community Care	Adult Day Care	\$9,871.00
Caring for Seniors, Inc.	Chore, Companionship, Enhanced Chore, Homemaker, Personal Care, Respite	\$329,822.00
CSI Private Duty Services, Inc. (dba - Friends Assisting Seniors and Families)	Chore, Companionship, Enhanced Chore, Homemaker, Personal Care, Respite	\$20,392.00
Guardian Medical Monitoring	Emergency Alert Response	\$2,245.00
Home Health Care Resources Corp.	Chore, Companionship, Enhanced Chore, Homemaker, Personal Care, Respite	\$213,170.00
Home Health Services of the Palm Beaches, Inc.	Chore, Companionship, Enhanced Chore, Homemaker, Personal Care, Respite	\$118,304.00
JN Nursing Registry, Inc.	Companionship, Homemaker, Personal Care, Respite	\$5,697.00
Lifeline Systems, Inc.	Emergency Alert Response	\$5,331.00
Mar-J Medical Supply Inc.	Specialized Medical Equipment, Supplies & Services	\$1,055.00
Mega Nursing Services (dba - Affordable Health Care at Home)	Chore, Companionship, Enhanced Chore, Homemaker, Personal Care, Respite, Specialized Medical Equipment, Supplies and Services	\$207,934.00

Contracted Agency Portfolios: Division of Senior and Veteran Services

GY 2022 Range	Funding Sources	Description of Funding Source	Total Allocated for Direct Services
10/1/2021 - 9/30/2022	Older Americans Act / Older Americans 3E (Clients with Caregivers) (OAA/OA3E)	Federal Funding - through the Area Agency on Aging (AAA) from Department of Elder Affairs (DOEA)	\$99,208.00

The primary purpose of the Older Americans Act (OAA) is to foster the development and implementation of comprehensive and coordinated systems to serve older individuals. These systems assist older individuals to attain and maintain maximum independence with supportive services. The Title III E funding provides services through the National Family Caregiver Support Program to assist families caring for frail older members and to assist grandparents or older relatives who are caregivers for children 18 and younger or for children of any age who have disabilities.

Vendor	Services Provided	Vendor Amount Expended
All Ways Caring Homecare (dba - Southern Home Care Services, Inc.)	Respite	\$11,120.00
Caring for Seniors, Inc.	Chore, Enhanced Chore, Respite	\$33,075.00
Home Health Care Resources Corp.	Chore, Enhanced Chore, Respite	\$25,226.00
Home Health Services of the Palm Beaches, Inc.	Chore, Enhanced Chore, Respite	\$5,610.00
Mar-J Medical Supply Inc.	Medical Supplies and Services	\$1,662.00
Mega Nursing Services (dba - Affordable Health Care at Home)	Chore, Enhanced Chore, Medical Supplies and Services, Respite	\$22,515.00

Contracted Agency Portfolios: Division of Senior and Veteran Services

GY 2022 Range	Funding Sources	Description of Funding Source	Total Allocated for Direct Services
10/1/2021 - 9/30/2022	United Way MOU / Home Delivered Meals (AAA/UW)	United Way Funding - through the Area Agency on Aging (AAA)	\$39,325.00

The primary purpose of the Coronavirus Consolidated Appropriations Act Program is to prevent, prepare for, and respond to coronavirus by providing nutrition services to older individuals and their caregivers. Additional funds have been awarded to provide credible information about COVID-19 vaccines, identify people who may need help getting a COVID-19 vaccination, help with scheduling appointments and arranging accessible transportation to COVID-19 vaccination sites, reminding the person of their second vaccination appointment, and providing respite for caregivers to get their COVID-19 vaccination.

Vendor	Services Provided	Vendor Amount Expended
GA Food Services, Inc.	Home Delivered Meals	\$39,325.00

Contracted Agency Portfolios: Division of Senior and Veteran Services

GY 2022 Range	Funding Sources	Description of Funding Source	Total Allocated for Direct Services
10/1/2021 - 9/30/2022	Coronavirus Consolidated Appropriations Act for Nutrition Services under Title III-C of the Older Americans Act / Home-Delivered Meals (COC2)	Federal funding – through the Area Agency on Aging (AAA) from Department of Elder Affairs (DOEA)	\$539,564.00

The primary purpose of the Older Americans Act (OAA) is to foster the development and implementation of comprehensive and coordinated systems to serve older individuals. These systems assist older individuals to attain and maintain maximum independence with supportive services. The Title III E funding provides services through the National Family Caregiver Support Program to assist families caring for frail older members and to assist grandparents or older relatives who are caregivers for children 18 and younger or for children of any age who have disabilities.

Vendor	Services Provided	Vendor Amount Expended
GA Food Services, Inc.	Home Delivered Meals	\$539,564.00

Contracted Agency Portfolios: Division of Senior and Veteran Services

GY 2022 Range	Funding Sources	Description of Funding Source	Total Allocated for Direct Services
10/1/2021 - 9/30/2022	Expanding Access to COVID-19 Vaccines via the Aging Network (COVA)	Federal Funding - through the Area Agency on Aging (AAA) from Department of Elder Affairs (DOEA)	\$61,935.00

The primary purpose of the Coronavirus Consolidated Appropriations Act Program is to prevent, prepare for, and respond to coronavirus by providing nutrition services to older individuals and their caregivers. Additional funds have been awarded to provide credible information about COVID-19 vaccines, identify people who may need help getting a COVID-19 vaccination, help with scheduling appointments and arranging accessible transportation to COVID-19 vaccination sites, reminding the person of their second vaccination appointment, and providing respite for caregivers to get their COVID-19 vaccination.

Vendor	Services Provided	Vendor Amount Expended
All Ways Caring Homecare (dba - Southern Home Care Services, Inc.)	Respite	\$4,626.00
Caring for Seniors, Inc.	Chore, Enhanced Chore, Respite	\$41,898.00
Home Health Care Resources Corp.	Chore, Enhanced Chore, Respite	\$8,861.00
Home Health Services of the Palm Beaches, Inc.	Chore, Enhanced Chore, Respite	\$2,211.00
Mar-J Medical Supply Inc.	Medical Supplies and Services	\$0.00
Mega Nursing Services (dba - Affordable Health Care at Home)	Chore, Enhanced Chore, Medical Supplies and Services, Respite	\$4,339.00

Contracted Agency Portfolios: Division of Senior and Veteran Services

GY 2022 Range	Funding Sources	Description of Funding Source	Total Allocated for Direct Services
10/1/2021 - 9/30/2022	Emergency Home Energy Assistance Program (EHEAP)	Federal funding – through the Area Agency on Aging (AAA) from Department of Elder Affairs (DOEA)	\$20,588.00

The Emergency Home Energy Assistance Program (EHEAP) Crisis Benefits funding assists seniors in a situation where a household does not have or is in danger of losing home energy for heating or cooling.

GY 2022 Range	Funding Sources	Description of Funding Source	Total Allocated for Direct Services
10/1/2021 - 9/30/2022	Emergency Home Energy Assistance Program - American Rescue Plan (EHEAP ARP)	Federal funding – through the Area Agency on Aging (AAA) from Department of Elder Affairs (DOEA)	\$4,223.00

The Emergency Home Energy Assistance Program - American Rescue Plan (EHEAP ARP) Crisis Benefits funding assists seniors in a situation where a household does not have or is in danger of losing home energy for heating or cooling.

Contracted Agency Portfolios: Division of Senior and Veteran Services

GY 2022 Range	Funding Sources	Description of Funding Source	Total Allocated for Direct Services
10/1/2021 - 9/30/2022	Nutrition Services Incentive Program	Federal funding – through the Area Agency on Aging (AAA) from Department of Elder Affairs (DOEA)	\$193,040.00

The primary purpose of the Older Americans Act (OAA) is to foster the development and implementation of comprehensive and coordinated systems to serve older individuals. These systems assist older individuals to attain and maintain maximum independence with supportive services. The Nutrition Services Incentive Program (NSIP) provides incentives for the effective delivery of nutritious meals to older individuals. NSIP allows programs to increase the number and/or the quality of meals served. NSIP is a cash allotment or commodity program that supplements funding or food used in meals served under the OAA. Florida has opted for cash payments in lieu of donated foods.

Contracted Agency Portfolios: Division of Senior and Veteran Services

GY 2022 Range	Funding Sources	Description of Funding Source	Total Allocated for Direct Services
10/1/2021 - 9/30/2022	Respite for Elders Living in Everyday Families (RELIEF)	State Funding - through the Area Agency on Aging (AAA) from Department of Elder Affairs (DOEA)	\$31,699.00

The Respite for Elders Living in Everyday Families (RELIEF) funding provides volunteer-based in-home respite services (beyond the provisions of current public programs) that are designed to support family caregivers of frail homebound elders age 60 and older and those with Alzheimer's disease and related dementia. Additionally, the RELIEF program provides opportunities for multi-generational corps of volunteers, age 18 and older, to contribute to their communities; up to four (4) hours of in-home respite services at a time with an emphasis on evening and weekend hours; and stipends (to those who qualify) and reimbursements to volunteers to enable them to provide services at no cost to themselves.

Outcome Indicator	Actual Achieved
Number of Adult Day Care hours provided to seniors with cognitive and functional impairments.	7,734 Adult Day Care hours were provided to seniors with cognitive and functional impairments.
Number of Outreach events that provide education and awareness of resources.	17 Outreach Events were held to provide education and awareness of resources.
Number of Volunteer hours to assist staff in meeting the needs of the community.	10,747 Volunteer hours were logged to assist staff in meeting the needs of the community.
Number of client crisis resolved through Emergency Home Energy Assistance.	657 client crisis were resolved through Emergency Home Energy Assistance.
Number of hours of In-Home services (personal care, home-making, respite, companionship, etc.) provided to seniors.	362,248 hours of In-Home Services were provided to seniors.
Number of nutritious Meals provided to clients in need.	353,005 nutritious Meals were provided to clients in need.
Percentage of Adult Protective Services clients served within 72 hours of referral.	100% of Adult Protective Services clients were served within 72 hours of referral.
Number of Veterans and /or their families served by Veteran Services Office	2,371 Veterans and/ or their families were served by Veterans Service office



DRUG ABUSE FOUNDATION



Program Name: Adult Intensive Residential Treatment

Program Award: \$490,000.00

Program Amount Expended: \$490,000.00 (100%)

Funding Category: Behavioral Health/Financially Assisted Agency (FAA)

The program provides services to individuals who are exhibiting symptoms of a chronic substance use disorder and require clinical stabilization in a structured clinical environment. Individuals will be successfully stabilized physically, mentally, and emotionally within 60 to 90 days and will be equipped with learning tools that will put them on a pathway to recovery leading to a more productive and fulfilling life.

Number of Unduplicated Clients to be Served	Actual Number of Unduplicated Clients Served
305	222

Outcome Statement:

244 of 305 (80%) of client(s) will improve at least one point in at least 3 domains on the RCI™ from program admission to post-discharge within the contract year.

Outcome Percentage Achieved:

55% of client(s) improved at least one point in at least 3 domains on the RCI™ from program admission to post-discharge within the contract year.



Program Name: Medical Detox

Program Award: \$815,000.00

Program Amount Expended: \$815,000.00 (100%)

Funding Category: Behavioral Health/Financially Assisted Agency (FAA)

This program is a 22-bed program, which provides for services for individuals who are exhibiting symptoms of withdrawal from drug or alcohol use. The program assists the client through Medication Assisted Treatment (MAT) informed detoxification through the utilization of medication and medical/behavioral monitoring to ensure individuals do not suffer medical complications due to their withdrawal from drugs and alcohol and to encourage and facilitate treatment placement.

Number of Unduplicated Clients to be Served	Actual Number of Unduplicated Clients Served
972	689

Outcome Statement:

100% of clients will receive an RCI™ Survey and obtain a baseline score prior to a successful program discharge.

Outcome Percentage Achieved:

100% of clients received an RCI™ Survey and obtained a baseline score prior to a successful program discharge.

DRUG ABUSE TREATMENT ASSOCIATION

Program Name: Walter Kelly Treatment Center

Program Award: \$135,000.00

Program Amount Expended: \$135,000.00 (100%)

Funding Category: Behavioral Health/Financially Assisted Agency (FAA)



The program is a coeducational adolescent residential substance abuse treatment facility that has been serving youth and families for over 30 years. The three components include (1) evidence-based individual, family, and group treatment/therapy, (2) behavioral modification, and (3) participation in the on-site school. The primary goal of the program is to decrease adolescent substance abuse.

Number of Unduplicated Clients to be Served	Actual Number of Unduplicated Clients Served
20	36

Outcome Statement:

14 of 20 (70%) of adolescents every fiscal year will successfully transition to community-based educational, technical, and/or vocational services post-successful discharge.

Outcome Percentage Achieved:

74% of adolescents every fiscal year will successfully transition to community-based educational, technical, and/or vocational services post-successful discharge.



Program Name: Non-Residential

Program Award: \$120,000.00

Program Amount Expended: \$120,000.00 (100%)

Funding Category: Behavioral Health/Financially Assisted Agency (FAA)

The program utilizes a 13-week evidence-based intervention targeting adolescents with a substance use diagnosis in fifteen (15) Palm Beach County schools. The model includes weekly individual and/or family sessions, intervention planning, and discharge planning. The primary goal of the program is to decrease adolescent substance abuse.

Number of Unduplicated Clients to be Served	Actual Number of Unduplicated Clients Served
250	315

Outcome Statement:

200 of 250 (80%) of adolescents who successfully complete non-residential treatment every fiscal year will report increased levels of happiness on the Happiness Scale as evidenced by an increase of at least 1 point from admission to discharge.

Outcome Percentage Achieved:

92% of adolescents who successfully complete non-residential treatment every fiscal year will report increased levels of happiness on the Happiness Scal as evidenced by an increase of at least 1 point from admission to discharge.

EL SOL, JUPITER'S NEIGHBORHOOD RESOURCE CENTER (JNRC)

Program Name: Worker's Development Project

Program Award: \$55,034.00

Program Amount Expended: \$31,700.00 (57.6%)

Funding Category: Economic Stability/Mobility/Financially Assisted Agency (FAA)



The program seeks to bridge the gaps in employment that undermine the financial stability of day laborers in Jupiter, Florida.

Number of Unduplicated Clients to be Served	Actual Number of Unduplicated Clients Served
400	273

Outcome Statement:

24% of individuals served will increase disposable income for basic living expenses and maintain an increase for 90 days or more.

Outcome Percentage Achieved:

79% of individuals served will increase disposable income for basic living expenses and maintain an increase for 90 days or more.

ESTELLA'S BRILLIANT BUS

Program Name: A Class Act Learning Center, Inc.

Program Award: \$30,000.00

Funding Category: Emergency Rental Assistance (ERA)



This program is designed to respond to the housing crisis created by Covid-19 Pandemic. The mobile unit comprises computers and Internet access to promote racial equity and assist vulnerable residents with applying for emergency rental assistance and utility assistance. The mobile also focused on low-income neighborhoods.



FAMILIES FIRST OF PALM BEACH COUNTY



Program Name: Kin Support

Program Award: \$62,500.00

Program Amount Expended: \$62,500.00 (100%)

Funding Category: Behavioral Health/Financially Assisted Agency (FAA)

The program provides comprehensive social work case management & care coordination services to kinship families, which include grandparents who are raising children, with supportive counseling in the home and through groups regarding the challenges of family living. The program also assists relative caregivers with linkages to health and human services and resources. Services are person and family-centered through the implementation of full care coordination and offering wraparound services.

Number of Households to be Served	Actual Number of Households Served
45	50

Outcome Statement:

41 of 45 (90%) of kinship families, will receive a warm transfer to supportive services based on their Family Action Plan during the contract period.

Outcome Percentage Achieved:

100% of kinship families, will receive a warm transfer to supportive services based on their Family Action Plan during the contract period.



Program Name: Participation, Access, Rights, Equity and Diversity (PARED)

Program Award: \$112,554.00

Program Amount Expended: \$112,554.00 (100%)

Funding Category: Behavioral Health/Financially Assisted Agency (FAA)

The program provides Behavioral Health services through a culturally sensitive lens, utilizing the No Wrong Door (NWD) approach as this program will be the access to affordable and adequate treatment. Services provided through this program can include: individual and/or family therapy, case management, wraparound, advocacy, and support groups.

Number of Unduplicated Clients to be Served	Actual Number of Unduplicated Clients Served
45	28

Outcome Statement:
36 of 45 (80%) of identified family member will improve their level of social functioning as measured by a decrease score of at least 1 point on the CFARS/FARS from their baseline score a admission within the fiscal year.

Outcome Percentage Achieved:
100% of identified family members will improve their level of social functioning as measured by a decrease score of at least 1 point on the CFARS/FARS from their baseline score at admission within the fiscal year.

FAMILIES FIRST OF PALM BEACH COUNTY



Program Name: Bridges to Success (BTS)

Program Award: \$49,000.00

Program Amount Expended: \$49,000.00 (100%)

Funding Category: Behavioral Health/Financially Assisted Agency (FAA)

The program is a community-based scattered site collaborative, which provides permanent supportive housing in the western communities of Royal Palm Beach, Belle Glade, and Pahokee. The intensity and duration of the program activities are based on the individual family's need(s) and can vary. Activities address basic needs, referrals for medical or psychiatric care, employment skills, and money management.

Number of Unduplicated Clients to be Served	Actual Number of Unduplicated Clients Served
10	10

Outcome Statement:
8 of 10 (80%) of clients remain in or exit to permanent housing locations during the service year.

Outcome Percentage Achieved:
100% of clients remain in or exit to permanent housing locations during the service year.



Program Name: Bridges to Success (BTS)

Funding Category: Continuum of Care (CoC)*

**This funding is not in County Budget; the County only provides programmatic oversight.*

The program is a community-based scattered site collaborative, which provides permanent supportive housing in the western communities of Royal Palm Beach, Belle Glade, and Pahokee. The intensity and duration of the program activities are based on the individual family's need(s) and can vary. Activities address basic needs, referrals for medical or psychiatric care, employment skills, and money management.

Number of Unduplicated Clients to be Served
27

Outcome Statement:
80% of program participants remained housed for 6 months or longer, or exited to permanent housing.

Outcome Percentage Achieved:
100% of program participants remained housed for 6 months or longer, or exited to permanent housing.

FARMWORKER COORDINATING COUNCIL

Program Name: Navigation Services

Program Award: \$12,500.00

Funding Category: Emergency Rental Assistance (ERA)



This program provides rental and utility assistance to eligible Palm Beach County Residents who are 18 years or older, eligible for unemployment, have experienced a reduction of household income, incurred significant costs, annual income at or below 80% Area Medium Income (AMI) or experienced financial hardship to COVID-19.

Number of Unduplicated Clients to be Served
200

Program Name: Family Preservation & Economic Stabilization

Program Award: \$165,850.00

Program Amount Expended: \$165,850.00 (100%)

Funding Category: Economic Stability/Financially Assisted Agency (FAA)



The program provides migrant and seasonal Farmworkers with comprehensive human and social services with the goal of helping these families meet their basic needs and improve their economic outcome.

Number of Households to be Served	Actual Number of Households Served
350	352

Outcome Statement:
280 of 350 families (80%) of clients served will increase disposable income for basic living expenses and maintain an increase for 90 days or more.

Outcome Percentage Achieved:
48% of clients served will increase disposable income for basic living expenses and maintain an increase for 90 days or more.

FARMWORKER COORDINATING COUNCIL



Program Name: Homeless Prevention

Program Award: \$99,951.00

Funding Category: Emergency Solutions Grant CV1 & CV2

This program provides financial assistance to prevent, prepare for and respond to the coronavirus pandemic (COVID-19) among individuals and families who are homeless or receiving homeless prevention assistance services to mitigate the impact created by coronavirus under the Emergency Solutions Grants program.

Number of Unduplicated Clients to be Served	Actual Number of Unduplicated Clients Served
26	27

Outcome Statement:

80% of Farmworker Coordinating Council program participants will remain housed.

Outcome Percentage Achieved:

27 of 27 (100%) of program participants remained housed.

FLORIDA ASSOCIATION OF RECOVERY RESIDENCES

Program Name: Recovery Capital Initiative

Program Award: \$62,500.00

Program Amount Expended: \$50,537.67 (84%)

Funding Category: Opioid Response / Ad Valorem



This program seeks to educate, train and engage FARR-certified recovery residences regarding the Recovery Capital Index (RCI). The aim of the project is to build recovery capital capacity within FARR-certified recovery residences in Palm Beach County. The intent is to foster an environment that maximizes a resident's opportunity to achieve long-term recovery through education, monitoring, and measuring outcomes.

Deliverables

- ▶ Increase Medication Assisted Treatment (MAT) bed capacity and increase the availability of certified housing programs in Palm Beach County that are willing to receive government-funded housing support and participate in government-funded recovery housing networks.
- ▶ Increase understanding of person-centered Recovery-Oriented System of Care (ROSC) and participation in the county's deployment of the RCI to measure overall recovery wellness.
- ▶ Ensure compliance with the National Association of Recovery Residence standards of best practices and Florida recovery residence statutes and provide monthly compliance reports to Palm Beach County.

FLORIDA ATLANTIC UNIVERSITY

Program Name: Comprehensive Opioid Stimulant Substance Abuse Program (COSSAP) Grant



Program Award: \$63,000.00

Program Amount Expended: \$63,000.00 (100%)

Funding Category: Comprehensive Opioid Stimulant Substance Abuse Program (COSSAP) Grant

This research project focused on achieving housing stability given its key predictive value in achieving long-term recovery outcomes. The purpose of this project is to define and measure housing stability standards, and other recovery support interventions in the recovery residence environment in order to determine their impact on long-term recovery outcomes.

Deliverables

- ▶ FAU provided Narrative project progress Data Collection, Data Analysis, and Project updates/activities on the COSSAP Program throughout the fiscal year.

FLORIDA RURAL LEGAL SERVICES



Program Name: Emergency Rental Assistance Program

Program Award: \$275,000.00

Program Amount Expended: \$275,000.00 (100%)

Funding Category: Emergency Rental Assistance (ERA)

This program is designed to respond to the housing crisis relating to COVID-19. This program mediated disagreements between tenants and property owners. In addition assist with developing payment plans, temporary rent reductions, deferred payments or other creative solutions to prevent evictions and ultimately homelessness.

Number of Unduplicated Clients to be Served
300

Program Name: Rapid Response Eviction Assistance Program



Program Award: \$800,000.00

Funding Category: Emergency Solutions Grant CV1 & CV2

This program provides financial assistance to prevent, prepare for and respond to the coronavirus pandemic (COVID-19) among individuals and families who are homeless or receiving homeless prevention assistance services to mitigate the impact created by coronavirus under the Emergency Solutions Grants program.

Number of Unduplicated Households to be Served
240

Outcome Statement:
120 households will be served over an eighteen-month period with rental arrears.

FOR THE CHILDREN, INC.

Program Name: Children Community Wellness (CCW)

Program Award: \$245,366.00

Program Amount Expended: \$245,309.00 (100%)

Funding Category: Behavioral Health/Financially Assisted Agency (FAA)



This program provides intervention services, which include: individual therapy, family therapy and case management/wrap-around care coordination to address the complex emotional and behavioral needs of community members of Haitian descent. CCW remains focused on further improving and developing collaborative partnerships with local systems, including schools, mental health, and community resources to ensure that services are culturally sensitive and competent.

Number of Unduplicated Clients to be Served	Actual Number of Unduplicated Clients Served
49	49

Outcome Statement:
39 of 49 (80%) of clients will improve their level of social emotional functioning at discharge as measured by a decrease score of at least 1 point on the CFARS from their baseline score at admission.

Outcome Percentage Achieved:
89% of clients will improve their level of social emotional functioning at discharge as measured by a decrease score of at least 1 point on the CFARS from their baseline score at admission.

GULFSTREAM GOODWILL INDUSTRIES



Program Name: Employment-Focused Case Management

Program Award: \$45,440.00

Program Amount Expended: \$27,686.71 (61%)

Funding Category: Homelessness/Financially Assisted Agency (FAA)

This program serves individuals and/or youth who are currently receiving services from Goodwill's Homeless Residential Permanent Supportive Housing Programs in Palm Beach County. The priority will be given to the underserved population of chronically homeless with Housing and Urban Development-defined low and extremely low incomes and high acuity; particularly individuals who have a history of trauma, mental illness, are dual diagnosed, are substance abusers, veterans, experiencing medical disabilities, are developmentally disabled, and/or persons with HIV/AIDS.

Number of Unduplicated Clients to be Served	Actual Number of Unduplicated Clients Served
30	89

Outcome Statement:

27 of 30 (90%) of residents in Gulfstream Goodwill's Residential Permanent Supportive Housing Programs who receive employment-focused case management services will remain stably housed or exit to permanent housing in the fiscal year.

Outcome Percentage Achieved:

87% of residents in Gulfstream Goodwill's Residential Permanent Supportive Housing Programs who receive employment-focused case management services will remain stably housed or exit to permanent housing in the fiscal year.

GULFSTREAM GOODWILL INDUSTRIES



Program Name: Youth Rapid Rehousing (RRH)

Program Award: \$178,022.00

Program Amount Expended: \$102,705.85 (57.6%)

Funding Category: Homelessness/Financially Assisted Agency (FAA)

Program will place youth, ages 18-24, in safe housing and assist with rent until the youth can assume the responsibility permanently. Youth will be identified through the Coordinated Entry system and will be on the Youth by Name Acuity List. Supportive services will be provided to guide the youth towards independence.

Number of Unduplicated Clients to be Served	Actual Number of Unduplicated Clients Served
10	11

Outcome Statement:

8 of 10 (80%) of youth in Gulfstream Goodwill's Youth Rapid Rehousing program will exit to permanent housing in the fiscal year.

Outcome Percentage Achieved:

100% of youth in Gulfstream Goodwill's Youth Rapid Rehousing program will exit to permanent housing in the fiscal year.



Program Name: Senior Homeless Prevention

Program Award: \$100,000.00

Program Amount Expended: \$52,026.98 (51%)

Funding Category: Homelessness/Financially Assisted Agency (FAA)

Gulfstream Goodwill Industries will identify seniors age 60+ in need of homeless prevention services through the coordinated entry process. Services offered include but are not limited to, roommate matching, rent assistance, moving expenses, and case management.

Number of Unduplicated Clients to be Served	Actual Number of Unduplicated Clients Served
55	67

Outcome Statement:

50 of 55 (90%) of seniors in Gulfstream Goodwill's Senior Homelessness Prevention Program who receive financial assistance in the fiscal year will remain stably housed for 6-months after receiving financial assistance

Outcome Percentage Achieved:

79% of seniors in Gulfstream Goodwill's Senior Homelessness Prevention Program who receive financial assistance in the fiscal year will remain stably housed for 6-months after receiving financial assistance

GULFSTREAM GOODWILL INDUSTRIES



Program Name: Traveler's Aid

Program Award: \$25,000.00

Program Amount Expended: \$14,667.42 (59%)

Funding Category: Strategic Partnerships/Financially Assisted Agency (FAA)

The Traveler's Aid program returns families and individuals home in order to avert homelessness. The program provides individuals with a Greyhound bus ticket, train ticket, or airfare, returning them to their support system and helping to reduce the cost to the County.

Number of Unduplicated Clients to be Served	Actual Number of Unduplicated Clients Served
100	41

Outcome Statement:

85% or 85 (100) individuals provided travel will not reenter the PBC homeless system within a 6 month-period.

Outcome Percentage Achieved:

91% of individuals provided travel will not reenter the PBC homeless system within a 6 month-period.



Program Name: Homeless Resource Center (HRC) Operations

Program Award: \$2,300,244.00

Program Amount Expended: \$1,912,552.00 (83%)

Funding Category: Homelessness / Ad Valorem

This program provides a variety of supportive services to persons, individuals, and families experiencing homelessness, that include case management, navigation, employment counseling, engagement, interim housing, rapid rehousing, and permanent supportive housing.

Number of Unduplicated Clients to be Served
401

Outcome Statement:

75% of GGI HRC Lewis Center program participants will not re-enter the emergency services system within 12 months of case closure.

Outcome Percentage Achieved:

84% GGI HRC Lewis Center program participants will not re-enter the emergency services system within 12 months of case closure.



Program Name: Shelter Food Services

Program Award: \$240,000.00

Program Amount Expended: \$232,270.58 (97%)

Funding Category: Homelessness/Emergency Solutions Grant-CV2

This program provides for the provision of food services to PBC residents who are experiencing homelessness at the COVID-19 shelter located in the City of Pahokee.

Number of Unduplicated Clients to be Served
433

Program Name: Homeless Supportive Services

Program Award: \$226,662.00

Program Amount Expended: \$166,723.48 (81%)

Funding Category: Homelessness / Ad Valorem

This program provides a variety of supportive services to individuals experiencing homelessness, that include case management, navigation, employment counseling, engagement, and permanent supportive housing.



Number of Unduplicated Clients to be Served
50

Outcome Statement:

45 of 50 (90%) of formerly homeless participants served will remain in permanent supportive housing or exit to permanent housing in the contract year.

GULFSTREAM GOODWILL INDUSTRIES



Program Name: Food Services for Shelter

Program Award: \$72,768.00

Funding Category: Homelessness/Emergency Solutions Grant-CV

This program's purpose is for the provision of food services to Palm Beach County residents who are experiencing homelessness at the COVID-19 shelter located in the City of Pahokee.

Number of Unduplicated Clients to be Served
40



Program Name: GGI Annex Fairgrounds Emergency Shelter

Program Award: \$2,412,452.00

Program Amount Expended: \$2,110,980.00 (88%)

Funding Category: Homelessness/Ad Valorem

The program provides shelter for homeless individuals that have been vetted through the coordinated entry process and undergone a level one background check and a sexual offender database search.

Number of Unduplicated Clients to be Served
662



Program Name: GGI Belle Glade Assessment Center and Pahokee Non-Congregate Sheltering Site

Program Award: \$1,795,701.00

Funding Category: Homelessness/Ad Valorem

The program under GGI provide services that include, but not limited to individuals and/or families who are literally homeless, at imminent risk of homelessness, homeless under federal statute and fleeing/attempting to flee domestic violence. The plan specifically calls for expanding supportive services, providing increased access to housing solutions in our community, and enhancing the homeless system of care.

Number of Unduplicated Clients to be Served
96

HABILITATION CENTER FOR THE HANDICAPPED

Program Name: Day Program for Adults with Special Needs

Program Award: \$75,000.00

Program Amount Expended: \$75,000.00 (100%)

Funding Category: Economic Stability/Financially Assisted Agency (FAA)



The program provides long-term work training and/or paid opportunities, behavioral health services, or recreational programming to help adults with developmental/intellectual disabilities earn income and/or live fulfilling lives.

Number of Unduplicated Clients to be Served	Actual Number of Unduplicated Clients Served
50	72

Outcome Statement:

80% of individuals will achieve at least one (1) objective of one (1) goal from their Annual Plan.

Outcome Percentage Achieved:

82% of individuals will achieve at least one (1) objective of one (1) goal from their Annual Plan.



Program Name: Employment Program for Adults with Disabilities

Program Award: \$60,054.00

Program Amount Expended: \$60,054.00 (100%)

Funding Category: Economic Stability/Financially Assisted Agency(FAA)

This program serves individuals with disabilities that many times prevent them from obtaining and holding competitive work opportunities, leaving them vulnerable to poverty and perpetual dependence on the state and family members. Habilitation Center provides a day program with long-term work development training and paid opportunity to help significantly challenged adults with disabilities earn income and live fulfilling lives.

Number of Unduplicated Clients to be Served	Actual Number of Unduplicated Clients Served
20	24

Outcome Statement:

4 out of 20 individuals served, or 20% (per the National Conference of State Legislators percentage of people with disabilities participating in the workforce), who increase disposable income for basic living expenses and maintain an increase for 90 days or more.

Outcome Percentage Achieved:

42% (per the National Conference of State Legislators percentage of people with disabilities participating in the workforce), who increase disposable income for basic living expenses and maintain an increase for 90 days or more.

HANLEY CENTER FOUNDATION

Program Name: Community Opioid and Substance Use Disorder Education and Support Program



Program Award: \$100,000.00

Funding Category: Opioid Response

The aim of the program is to build recovery leadership capacity; create shifts in both individual attitudes and community norms resulting in reducing stigma related to opioid and substance use disorders; and, provide stronger supports for impacted family members and others.

Number of Unduplicated Clients to be Served	Actual Number of Unduplicated Clients Served
5,000	5,000

Outcome Statement:

5000 Participants will participate in #RecoveryIsNow activities.

Outcome Percentage Achieved:

5000 Participants will participate in #RecoveryIsNow activities.

HOUSING & EDUCATION ALLIANCE, INC

Program Name: ERA Housing Counseling

Program Award: \$50,000.00

Program Amount Expended: \$24,200.00 (48%)

Funding Category: Emergency Rental Assistance (ERA)



This program is designed to respond to housing crisis relating to COVID-19. This program mediated disagreements between tenants and property owners. In addition assist with developing payment plans, temporary rent reductions, deferred payments or other creative solutions to prevent evictions and ultimately homelessness.

Number of Unduplicated Clients to be Served
250

JEFF INDUSTRIES

Program Name: Lets Go To Work Program

Program Award: \$139,000.00

Program Amount Expended: \$139,000.00 (100%)

Funding Category: Behavioral Health/Financial Assisted Agency (FAA)



Lets Go To Work (LGTW) Program offers an evidenced-base program that integrates supported employment practices and peer-to-peer services that helps clients to live independently, learn basic living, coping, and work skills and become contributing members of our community.

Number of Unduplicated Clients to be Served	Actual Number of Unduplicated Clients Served
45	65

Outcome Statement:

36 of 45 (80%) of adults with severe and persistent mental illnesses employed for at least 6 months will work at least 40 calendar days at agency-owned business.

Outcome Percentage Achieved:

98% of adults with severe and persistent mental illnesses employed for at least 6 months will work at least 40 calendar days a agency-owned business.

Program Name: Job Placement

Program Award: \$26,000.00

Program Award: \$26,000.00 (100%)

Funding Category: Behavioral Health/Financial Assisted Agency (FAA)



The Job Placement Program (JPP) provides services to Adults with chronic mental illnesses and those with substance use disorders and/or co-occurring disorders who identify ready for competitive work through the Let's Go to Work program and/or have a desire to work in a community-based competitive employment setting.

Number of Unduplicated Clients to be Served	Actual Number of Unduplicated Clients Served
15	18

Outcome Statement:

12 of 15 (80%) of adults with severe and persistent mental illnesses served for at least 6 months will be employed by community-based business for at least 40 calendar days per year.

Outcome Percentage Achieved:

93% of adults with severe and persistent mental illnesses served fo at least 6 months will be employed by community-based business for at least 40 calendar days per year.

JFK MEDICAL CENTER

Program Name: Addiction Stabilization Center (ASC)

Program Award: \$482,603.49

Funding Category: Opioid Response



The ASC was opened to address the immediate and critical care of individuals experiencing opioid and other drug overdoses. It provides a central location with an emergency room component that allows for lifesaving overdose intervention and a behavioral health component, which includes immediate psychiatric identification for the best treatments to assist patients in addressing their addiction moving forward.

Number of Patients
Served

596

LEGAL AID SOCIETY

Program Name: Guardian Advocacy Project

Program Award: \$92,245.00

Program Award: \$92,245.00 (100%)

Funding Category: Strategic Partnership/Financial Assisted Agency (FAA)



The program provides guardianship and legal case management services for youth (ages 18-24) who have recently aged out or are currently aging out of foster care and who are designated as developmentally disabled and/or have special needs; and individuals over the age of 25 who have a developmental disability or have been adjudicated incapacitated and are without family or friends to care for or assist them. GAP provides the advocacy, support services and legal representation necessary to help these individuals achieve their personal goals and maximize their independence in the least restrictive, home-based community setting

Number of Unduplicated Clients to be Served	Actual Number of Unduplicated Clients Served
20	23

Outcome Statement:

16 of 20 clients (80%) will achieve their Annual Gap Goal within 1 year of the goal being developed by the Guardian Advocacy Project, thus increasing the clients' level of independence and enhancing their quality of life.

Outcome Percentage Achieved:

95%, will achieve their Annual Gap Goal within 1 year of the goal being developed by the Guardian Advocacy Project, thus increasing the clients' level of independence and enhancing their quality of life.



Program Name: Eviction Prevention Services

Program Award: \$550,000.00

Program Amount Expended: \$550,000.00

Funding Category: Emergency Rental Assistance (ERA)

This program is designed to respond to housing crisis relating to COVID-19. This program mediated disagreements between tenants and property owners. In addition assist with developing payment plans, temporary rent reductions, deferred payments or other creative solutions to prevent evictions and ultimately homelessness.

Number of Unduplicated Clients to be Served
300

Program Name: Rapid Response Eviction Assistance Program

Program Award: \$350,000.00

Funding Category: Emergency Solutions Grant—CV1 & CV2

This program provides financial assistance to prevent, prepare for and respond to the coronavirus pandemic (COVID-19) among individuals and families who are homeless or receiving homeless prevention assistance services to mitigate the impact created by coronavirus under the Emergency Solutions Grants program.



Number of Unduplicated Clients to be Served
100

PALM BEACH COUNTY FOOD BANK

Program Name: Food Distribution

Program Award: \$134,589.00

Program Amount Expended: \$134,589.00 (100%)

Funding Category: Strategic Partnership/Financially Assisted Agency (FAA)



The Palm Beach County Food Bank's (PBCFB) Food Recovery and Distribution Program recovers millions of pounds of unused food from local growers, restaurants, and businesses. This food is then packed and distributed to 130 Palm Beach County front-line, hunger relief partner agencies such as soup kitchens, food pantries, and residential facilities.

Number of
Unduplicated Clients
to be Served

1,326,977

Highlights:

12.4 million pounds of food distributed, equivalent to 10.3 million meals.

Program Name: Benefits Out each Program

Program Award: \$20,706.00

Program Amount Expended: \$20,706.00 (100%)

Funding Category: Strategic Partnership/Financially Assisted Agency (FAA)



In the Benefits Outreach Program, through a Memorandum of Understanding with the Florida Department of Children and Families, the program's three (3) Benefits Specialists help eligible residents across the County apply for SNAP benefits (food stamps) through the ACCESS application.

Number of
Unduplicated Clients
to be Served

12,466

Outcome Percentage Achieved:

782 of 871 (90%) total snap applications approved.

PALM BEACH BEHAVIORAL HEALTH COALITION

Program Name: Facilitating Organization of Recovery
Community Centers and Organizations



Program Award: \$550,000.00

Program Award: \$549,999.10 (100%)

Funding Category: Opioid Response

The HUB aims to provide recovery support services through peer supports and other non-clinical support services. A RCO and RCC will also be established in Lake Worth to reflect the same principles as The HUB in Delray Beach.

A RCC offers a safe space for individuals seeking recovery or in recovery to access resources, build positive relationships and a sense of community, and to continue to work on their own recovery journey. The HUB facilitates a "one-stop shop" modality to improve the recovery capital of individuals receiving support services. These services are expected to result in measurable enhancements in quality of life, functioning, and well-being with the goal of achieving long-term recovery.

Number of Unduplicated Clients to be Served	Actual Number of Unduplicated Clients Served
650	1,793

PALM HEALTHCARE FOUNDATION



Program Name: BeWellPBC Behavioral Health and Wellness Initiative

Program Award: \$100,000.00

Program Amount Expended: \$53,874.44 (54%)

Funding Category: Opioid Response

The BeWellPBC initiative seeks to leverage existing resources and efforts to improve Palm Beach County's behavioral health system of care while also providing platforms for growing support and partnership for community-wide health and wellness.

Deliverables

- ▶ Facilitate and operationalize (6) Behavioral Health and Substance Use Disorder Steering Committee operations.
- ▶ Increase understanding of and support for research and policy matters impacting behavioral health and substance use disorders systems of care amongst community members, individuals with lived and learned experience, systems and, the provider community.

PATHWAYS TO PROSPERITY



Program Name: CIRCLES Palm Beach County

Program Award: \$70,000.00

Program Award: \$25,375.00 (36.3%)

Funding Category: Economic Stability /Securing Our Future Initiative

This program is a community engagement initiative that focuses on moving families out of poverty. The goals are to engage the community, help put an end to poverty, and create relationships across economic and class lines that can facilitate in moving participants into self-sufficiency.


Number of Unduplicated Households to be Served	Actual Number of Unduplicated Households Served
40	58

Outcome Statement:

35 of 40 Circle Leaders (participants) households (87%) who increase wages through entrepreneurship or gaining employment will maintain for 90 days or more.

Outcome Percentage Achieved:

50% who increase wages through entrepreneurship or gaining employment will maintain for 90 days or more.



Program Name: ERA Application

Program Award: \$50,000.00

Funding Category: Emergency Rental Assistance (ERA)

This program is designed to respond to housing crisis relating to COVID-19. This program mediated disagreements between tenants and property owners. In addition assist with developing payment plans, temporary rent reductions, deferred payments or other creative solutions to prevent evictions and ultimately homelessness.

Number of Unduplicated Clients to be Served
400

REBEL RECOVERY



Program Name: Housing Stabilization

Program Award: \$199,751.00

Program Amount Expended: \$80,068.84 (40%)

Funding Category: Emergency Solution Grant CV

This program provides financial assistance to prevent, prepare for and respond to the coronavirus pandemic (COVID-19) among individuals and families who are homeless or receiving homeless prevention assistance services to mitigate the impact created by coronavirus under the Emergency Solutions Grants program.

Number of Unduplicated Clients to be Served
63

RYAN WHITE PROGRAMS



Contracts

Funding Sources	Description of Funding Source	Total Awarded
Ryan White (Part A)	Federal Funding from Health Resources and Services Administration (HRSA) GY22	\$4,873,944.00
Ryan White - COVID 19 (CARES)	Federal Funding from Health Resources and Services Administration (HRSA) GY22	\$0.00
Minority Aids Initiative (MAI)	Federal Funding from Health Resources and Services Administration (HRSA) GY22	\$753,835.00
Ryan White Supplemental	Federal Funding from Health Resources and Services Administration (HRSA) GY22	\$2,553,268.00
Ending the HIV Epidemic (EHE)	Federal Funding from Health Resources and Services Administration (HRSA) GY22	\$1,491,815.00
Total		\$9,672,862.00

Direct Services

Direct services are provided by Community Services Department (CSD) staff. These services are described in more detail in the CSD Annual Report.

Funding Sources	Description of Funding Source	Total Awarded
Ending the HIV Epidemic (EHE)	Federal Funding from Health Resources and Services Administration (HRSA)	\$1,491,815.00
Housing Opportunity for People with AIDS (HOPWA)	Originates from Housing and Urban Development but provided through the State (Florida Department of Health)	\$0.00
Syringe Exchange Program	No funding source; no-cost contact with Rebel Recovery, which operates Florida Access to Syringe & Health Services (FLASH)	\$0.00
Total		\$1,491,815.00

Contracted Agency Portfolios: Ryan White

Funding Source	Description of Funding Source	Total Awarded
Ryan White (Part A)	Federal Funding from Health Resources and Services Administration (HRSA)	\$4,873,944.00

The U.S. Health Resources and Services Administration's (HRSA) Ryan White HIV/AIDS Program (RWHAP) provides a comprehensive system of HIV primary medical care, medications, and essential support services for low-income people with HIV. More than half the people with diagnosed HIV in the United States—nearly 568,000 people in 2019—receive services through the RWHAP each year. The RWHAP funds grants to states, cities, counties, and local community-based organizations to provide care, treatment, and support services for people with HIV to improve health outcomes and reduce HIV transmission.

<p>Outcome Indicator: Individuals served across all agencies will achieve a Viral Load Suppression Rate of 84%.</p>
<p>Actual Achieved Individuals served across all agencies achieved a Viral Load Suppression Rate of 78%.</p>

Funding Source	Description of Funding Source	Total Awarded
Ryan White - COVID 19	Federal Funding from Health Resources and Services Administration (HRSA)	\$0.00

The fiscal year (FY) 2020 Coronavirus Aid, Relief and Economic Security Act -PL. 116- 136 (CARES Act) provides one-time funding to help current Ryan White HIV/AIDS Program (RWHAP) recipients prevent, prepare for, and respond to coronavirus disease 2019 (COVID-19). The CARES funding in large measure will help support core medical and support services for RWHAP clients.

<p>Outcome Indicator: Individuals served across all agencies will achieve a Viral Load Suppression Rate of 84%.</p>
<p>Actual Achieved Individuals served across all agencies achieved a Viral Load Suppression Rate of 79%.</p>

Contracted Agency Portfolios: Ryan White

Funding Source	Description of Funding Source	Total Awarded
Minority Aids Initiative (MAI)	Federal Funding from Health Resources and Services Administration (HRSA)	\$752,835.00

HRSA RWHAP Part A grants include Minority AIDS Initiative funds in order to improve access to HIV care and health outcomes for racial and ethnic minority populations disproportionately affected by HIV.

<p>Outcome Indicator: Individuals served across all agencies will achieve a Viral Load Suppression Rate of 84%.</p>
<p>Actual Achieved Individuals served across all agencies achieved a Viral Load Suppression Rate of 78%.</p>

FY / GY 2022	Funding Sources	Description of Funding Source	Total Awarded
All data from RWA GY 3/1/2022 - 2/28/2023	Ryan White (Part A)	Federal Funding from Health Resources and Services Administration (HRSA)	\$6,401,355.00

The U.S. Health Resources and Services Administration's (HRSA) Ryan White HIV/AIDS Program (RWHAP) provides a comprehensive system of HIV primary medical care, medications, and essential support services for low-income people with HIV. More than half the people with diagnosed HIV in the United States—nearly 568,000 people in 2019—receive services through the RWHAP each year. The RWHAP funds grants to states, cities, counties, and local community-based organizations to provide care, treatment, and support services for people with HIV to improve health outcomes and reduce HIV transmission.

<p>Outcome Indicator: Individuals served across all agencies will achieve a Viral Load Suppression Rate of 84%.</p>
<p>Actual Achieved Individuals served across all agencies achieved a Viral Load Suppression Rate of 78%.</p>

Contracted Agency Portfolios: Ryan White

Agency	Program Name or Services Provided	Total Served in FY 2022	Final Expenditure Dollar Amount
AIDS Healthcare Foundation (AHF)	AIDS Pharmaceutical Assistance, Early Intervention Services, Emergency Financial Assistance-Prior Authorizations, Food Bank-Nutritional Supplements, Laboratory Diagnostic Testing, Medical Case Management, Medical Transportation, Outpatient/Ambulatory Health Services	390	\$483,445.00
Compass	Early Intervention Services, Emergency Financial Assistance, Food Bank/Home Delivered Meals, Health Insurance Premium & Cost Sharing Assistance, Medical Case Management, Medical Transportation, Mental Health Services, Non-Medical Case Management	574	\$1,403,384.00
FoundCare	Early Intervention Services, Emergency Financial Assistance, Food Bank/Home Delivered Meals, Health Insurance Premium & Cost Sharing Assistance, Home and Community-based Health Services, Emergency Housing Services, Laboratory Diagnostic Testing, Medical Case Management, Medical Nutrition Therapy, Medical Transportation, Mental Health Services, Non-Medical Case Management, Oral Health Care, Outpatient/Ambulatory Health Services, Specialty Outpatient Medical Care	1,958	\$2,458,943.00
Health Council of Southeast Florida (HCSEF)	Early Intervention Services, Health Insurance Premium & Cost Sharing Assistance, Medical Case Management, Medical Transportation, Non-Medical Case Management, Specialty Outpatient Medical Care	569	\$987,269.00
Palm Beach County Health Department/ FDOH	Early Intervention Services, Oral Health Care	794	\$502,900.00
Legal Aid Society	Legal Services	225	\$326,693.00
Midway	Outpatient/Ambulatory Health Services, Laboratory Diagnostic Testing, Non-Medical Case Management	126	\$71,946.00
Monarch Health Services	Early Intervention Services	208	\$61,347.00

FY / GY 2022	Funding Sources	Description of Funding Source	Total Awarded
All data from RW-MAI GY 3/1/2022 - 2/28/2023	Minority Aids Initiative (MAI)	Federal Funding from Health Resources and Services Administration (HRSA)	\$694,631.00

HRSA RWHAP Part A grants include Minority AIDS Initiative funds in order to improve access to HIV care and health outcomes for racial and ethnic minority populations disproportionately affected by HIV.

<p>HAB Clinical Performance Measure Outcome: Clients served across all agencies will achieve a Viral Load Suppression Rate of 84%.</p>
<p>Actual Performance Measure Outcome across all agencies 78%</p>

Agency	Program Name or Services Provided	Total Served in FY 2022	Final Expenditure Dollar Amount
FoundCare	Medical Case Management - MAI	595	\$405,429
Health Council of Southeast Florida (HCSEF)	Early Intervention Services - MAI, Non-Medical Case Management - MAI	233	\$289,192.00

FY / GY 2022	Funding Sources	Description of Funding Source	Total Awarded
GY 3/1/2022 - 2/28/2023	Ending the HIV Epidemic	Federal Funding from Health Resources and Services Administration (HRSA)	\$1,491,815.00

The U.S. Department of Health and Human Services' Ending the HIV Epidemic in the U.S. (EHE) initiative aims to reduce the number of new HIV infections in the United States by at least 90% by 2030 with the goal of decreasing the number of new HIV infections to fewer than 3,000 per year. Reducing new infections to this level would essentially mean that HIV transmissions would be rare and meet the definition of ending the epidemic

Awards made to HRSA's Ryan White HIV/AIDS Program recipients will be used to continue to link people who are either newly diagnosed with HIV, or diagnosed but currently not in care, to essential HIV care, treatment, and support services, helping them reach viral suppression and reduce HIV transmission.

Agency	Program Name or Services Provided	Total Served in FY 2022	Final Expenditure Dollar Amount
Tele-Adherence Counseling	Early Intervention Services, Non-Medical Case Management - MAI	10	\$

FY / GY 2022	Funding Sources	Description of Funding Source	Total Awarded
7/1/2022 - 6/30/2023	Housing Opportunity for People with AIDS (HOPWA)	Originates from Housing and Urban Development but provided through the State (FL DOH in TLH)	\$0.00

Agency	Program Name or Services Provided	Total Served in FY 2022	Final Expenditure Dollar Amount
Housing Opportunity for People with AIDS (HOPWA)	Temporary Housing, Short-Term Rental Assistance, Permanent Housing Placement, Case Management	164	\$

FY / GY	Funding Sources	Description of Funding Source	Total Awarded
5/1/2020 - 4/30/2023	Housing Opportunity for People with AIDS (HOPWA) - COVID 19	Originates from Housing and Urban Development but provided through the City of West Palm Beach	\$440,000.00

Stable housing allows persons living with HIV/AIDS to access comprehensive healthcare and adhere to HIV treatment. The U.S. Department of Housing and Urban Development (HUD) Office of HIV/AIDS Housing manages the Housing Opportunities for Persons With AIDS (HOPWA) program. HOPWA is the only Federal program dedicated to addressing the housing needs of low-income people living with HIV/AIDS and their families. Grantees partner with nonprofit organizations and housing agencies to provide housing and support to these beneficiaries

FY / GY	Funding Sources	Description of Funding Source	Total Awarded
07/01/2021-06/30/2022	Syringe Exchange Program	No funding source; no-cost contact with Rebel Recovery, which operates Florida Access to Syringe & Health Services (FLASH)	\$0.00

The purpose of the Syringe Exchange Program is to provide syringe exchange services to any person who uses syringes, provide harm reduction and other services to people who use drugs (PWUD), and reduce the spread of infectious diseases in Palm Beach County.

**SEP 1-year Impact: Aggregate SSP Data
(July 1, 2021 – June 30, 2022)**

Number of participants served	253
Number of used syringes/needles received	62,461
Number of participants served	57,832
Number of used syringes/needles received	77
Number of participants served	80
Number of naloxone kits distributed	1,174
Number of reported overdose reversals	342

SEAGULL INDUSTRIES

Program Name: Achievement Centers

Program Award: \$278,393.00

Program Amount Expended: \$278,393.00 (100%)

Funding Category: Economic Stability/Financially Assisted Agency (FAA)



The program provides a safe training environment necessary for clients with special needs or developmental disabilities to master their social and vocational goals. The program also connects clients with necessary services and it provides respite to caregivers.

Number of Unduplicated Clients to be Served	Actual Number of Unduplicated Clients Served	Outcome Statement: 90% of individuals will increase independence as evidenced by achieving one short-term objective from their Individualized Implementation Plan (IIP).
130	86	Outcome Percentage Achieved: 92% of individuals will increase independence as evidenced by achieving one short-term objective from their Individualized Implementation Plan (IIP).

Program Name: Seagull Academy for Independent Living

Program Award: \$30,000.00

Program Amount Expended: \$28,652.37 (95%)

Funding Category: Economic Stability/Mobility/Financially Assisted Agency (FAA)



The program offers a comprehensive array of services and activities using an individualized, goal-based learning approach to prepare youth with developmental disabilities for the world of work and independent living.

Number of Unduplicated Clients to be Served	Actual Number of Unduplicated Clients Served	Outcome Statement: 80% of youth will achieve employment skills as evidenced by annual goal in the employment plan.
65	41	Outcome Percentage Achieved: 98% will achieve employment skills as evidenced by annual goal in the employment plan.

SOUTH COUNTY MENTAL HEALTH CENTER

Program Name: Crisis Stabilization Unit – Delray

Program Award: \$1,100,000.00

Program Amount Expended: \$1,099,772.25 (99%)

Funding Category: Behavioral Health/Financially Assisted Agency (FAA)

Crisis Stabilization Unit (CSU) program is a 35-bed facility that provides a safe and therapeutic environment for the stabilization of a severe psychiatric, emotional or behavioral crisis. These programs work toward the reduction of acute symptoms to ensure the safe return of an individual to their home and family. The goal of stabilization is emotional equilibrium of the adult client and the reduction of acute emotional disabilities to ensure the safety of that individual.



Number of Unduplicated Clients to be Served	Actual Number of Unduplicated Clients Served
535	117

Outcome Statement:

375 of 535 (70%) of clients discharged from the CSU will not require inpatient services within 3 months of discharge during the fiscal year.

Outcome Percentage Achieved:

75% of clients discharged from the CSU will not require inpatient services within 3 months of discharge during the fiscal year.

Program Name: Crisis Stabilization Unit – Belle Glade

Program Award: \$445,000.00

Program Amount Expended: \$412,719.90 (92.7%)

Funding Category: Behavioral Health/Financially Assisted Agency (FAA)

Crisis Stabilization Unit (CSU) program is a 16-bed facility that provides a safe and therapeutic environment for the stabilization of a severe psychiatric, emotional or behavioral crisis. These programs work toward the reduction of acute symptoms to ensure the safe return of an individual to their home and family. The goal of stabilization is emotional equilibrium of the adult client and the reduction of acute emotional disabilities to ensure the safety of that individual.



Number of Unduplicated Clients to be Served	Actual Number of Unduplicated Clients Served
184	118

Outcome Statement:

129 of 184 (70%) of clients discharged from the CSU will not require inpatient services within 3 months of discharge during the fiscal year.

Outcome Percentage Achieved:

68% of Clients discharged from the CSU will not require inpatient services within 3 months of discharge during the fiscal year.

SOUTH COUNTY MENTAL HEALTH CENTER



Program Name: Intake & Evaluation/Mobile Crisis Team

Program Award: \$600,099.00

Program Amount Expended: \$598,269.00 (99.6%)

Funding Category: Behavioral Health/Financially Assisted Agency (FAA)

This program provides services to individuals in crisis through intensive de-escalation in the most acute phase of a crisis and works to reduce the level of care required for an individual at that time. Intervention and assessment are conducted for a determination of what services are needed on an emergency or non-emergency basis, depending on the person's level of dysfunction at the time and the immediacy of their needs.

Number of Unduplicated Clients to be Served	Actual Number of Unduplicated Clients Served
1,313	1,110

Outcome Statement:

919 of 1,313 (70%) of clients who have received mobile crisis intervention and/or crisis intervention have not received services for the same crisis within 30 days from the previous crisis intervention.

Outcome Percentage Achieved:

94% of clients who have received mobile crisis intervention and/or crisis intervention have not received services for the same crisis within 30 days from the previous crisis intervention.

Program Name: Psychiatric Medical Services



Program Award: \$415,039.00

Program Amount Expended: \$323,931,18 (78%)

Funding Category: Behavioral Health/Financially Assisted Agency (FAA)

This program provides psychiatric and medical monitoring of a person's condition and the monitoring of their prescribed medications. The objectives of the program are to help people with a primary mental illness and/or co-occurring disorders to remain stable while living in the community.

Number of Unduplicated Clients to be Served	Actual Number of Unduplicated Clients Served
900	837

Outcome Statement:

300 of 900 (30%) of clients served quarterly will have worked for at least 10 days. (Total 40 days during the contract year).

Outcome Percentage Achieved:

40% of clients served quarterly will have worked for at least 10 days. (Total 40 days during the contract year).

SOUTHEAST FLORIDA BEHAVIORAL HEALTH NETWORK

Program Name: Wrap Around Services / Fidelity Manager

Program Award: \$57,619.00

Program Amount Expended: \$57,619.00 (100%)

Funding Category: Strategic Partnership/Financially Assisted Agency (FAA)



This contract provides Wraparound Services Model Training for all Behavioral Health – Financially Assisted Agencies (FAA) that provide case management services. The Agency's Fidelity Manager shall work with the FAA Agencies to implement Wraparound Services within their programs that serve clients with complex behavioral health challenges to overcome common barriers to accessing effective services that identify the strengths, needs, and potentially effective strategies, culminating in a single, coordinated, individualized plan of care with youth and adults.

Deliverables

- ▶ SEFBHN provided (4) three-day Wraparound 101 Trainings to over 100 participants.
- ▶ To support system improvement, SEFBHN provided (2) half-day natural support and (2) refresher trainings.
- ▶ SEFBHN Facilitated (11) Wraparound Learning Communities and related meetings to improve fidelity across providers and prevent practice drift.
- ▶ Over 300 families per month received Wraparound by five providers with certified facilitators and coaches. Additionally, other providers and system stakeholders' staff support team practice with a mix of formal and natural supports.

SOUTHEAST FLORIDA BEHAVIORAL HEALTH NETWORK



Program Name: Coordinated Housing, Recovery Supports and Recovery Capital Initiative Program

Program Award: \$476,960.00

Program Amount Expended: \$224,285.38 (53%)

Funding Category: Comprehensive Opioid Stimulants Substance Abuse Program (COSSAP)

This demonstration aims to achieve housing stability with a criminal justice involved population given its key predictive value in achieving long-term recovery outcomes. This program seeks to provide recovery housing with other recovery support services for Clients with Substance Use Disorder (SUD) referred from the Palm Beach County Criminal Justice System and other criminal justice involved individuals in order to reduce opioid use and recidivism rates. Specific services will include, but not limited to, care coordination, peer support, housing and other recovery supportive services.

Number of Unduplicated Clients to be Served	Actual Number of Unduplicated Clients Served
46	27



Program Name: EMBARCC Neutral Care Coordination

Program Award: \$650,000.00

Program Amount Expended: \$420,800.35 (65%)

Funding Category: Opioid Response

The project will improve long-term recovery outcomes and quality of care by operating and expanding a comprehensive neutral care coordination program to act as an initial and central point of contact for individuals seeking substance use disorder and mental health treatment services. The program will play a pivotal role in an overall transformation towards a recovery-oriented system of care by improving the identification of behavioral health needs, maximizing coordination and linkage with needed services across health domains, and optimizing utilization of levels of care in a manner which is cost-effective, and maximizes benefit to the individuals receiving services, resulting in anticipated cost-savings, which will be reinvested in needed social, recovery support and prevention services.

Number of Unduplicated Clients to be Served	Actual Number of Unduplicated Clients Served
400	380

Outcome Indicator:
Care Coordination services will be provided to 400 residents of Palm Beach County with substance use disorders.
Actual
Care Coordination services were provided to 394 residents of Palm Beach County with substance use disorders.

Program Name: Rapid Rehousing with Substance Use/Mental Health

Program Award: \$1,100,000.00

Funding Category: Emergency Solutions Grant



This program seeks to increase self-sufficiency of individuals served by supporting them through their efforts of identifying goals that will optimize their success and linking clients to supportive social networks that will increase personal stabilization and ultimately community integration.

Number of Unduplicated Clients to be Served
20

THE ARC OF THE GLADES

Program Name: Adult Developmental Services System of Care

Program Award: \$201,474.00

Program Amount Expended: \$201,468.64 (100%)

Funding Category: Behavioral Health/Financially Assisted Agency (FAA)



The program provides adults with developmental disabilities who reside in western Palm Beach County with a continuum of individualized services that promote greater independence. Services include combinations of Facility-based Adult Day Training, Community Inclusion, Supported Living and Supported Employment services and activities. The Arc of the Glades, the only comprehensive developmental services provider for adults serving the Glades Area, helps those it serves to move along the continuum of care from dependence to independence and self-sufficiency.

Number of Unduplicated Clients to be Served	Actual Number of Unduplicated Clients Served
46	44

Outcome Statement:

35 of the 46 participants (75%) of the individuals served will achieve at least one Short Term Objective during the program year.

Outcome Percentage Achieved:

85% of the individuals served will achieve at least one Short Term Objective during the program year.

THE ARC OF PALM BEACH COUNTY

Program Name: Residential Program

Program Award: \$253,134.00

Program Amount Expended: \$253,134.00 (100%)

Funding Category: Homelessness/Financially Assisted Agency (FAA)



The program provides long-term, community-based housing for adults with developmental disabilities who would otherwise be living at home with aging parents or possibly institutionalized, as many residents may not have family members who are both willing and able to care for them. The program operates four group homes that provide shelter, instruction on activities of daily living, medical case management, medication management and oversight, transportation, healthy meals, inclusive community-based social and recreational activities, and a variety of essential support services.

Number of Unduplicated Clients to be Served	Actual Number of Unduplicated Clients Served
30	24

Outcome Statement:
27 of 30 residents (90%) will achieve at least one short-term or long-term objective from their IP during the program year.

Outcome Percentage Achieved:
27 of 30 residents (100%) will achieve at least on short-term or long-term objective from their IP during the program year.

THE ARC OF PALM BEACH COUNTY



Program Name: Program for Adult Learning and Support (PALS)

Program Award: \$88,645.00

Program Amount Expended: \$88,845.00 (100%)

Funding Category: Economic Stability/Mobility/Financially Assisted Agency (FAA)

The program provides opportunities for people with intellectual and developmental disabilities (I/DD) to explore possible careers, participate in career and life skill training, prepare for employment and ultimately gain more independence. PALS goal is to provide substantial and relevant learning experiences, within an inclusive setting, that leads to meaningful employment, decreasing the client's dependence on public benefits.

Number of Unduplicated Clients to be Served	Actual Number of Unduplicated Clients Served
65	64

Outcome Statement:

52 out of 65 students (80%) will achieve at least one goal from their Implementation Plan (IP) and/or Employment Stability Plan (ESP) during the program year.

Outcome Percentage Achieved:

100% will achieve at least one goal from their Implementation Plan (IP) and/or Employment Stability Plan (ESP) during the program year.

THE GLADES INITIATIVE

Program Name: Connecting the Glades

Program Award: \$142,053.00

Program Amount Expended: \$142,053.00 (100%)

Funding Category: Economic Stability/Financially Assisted Agency (FAA)



The program aims to increase the financial stability of families with increased access to healthcare coverage and availability of healthy, affordable food for low-income, food-insecure children and families in the Glades. The program will provide SNAP and Medicaid enrollment assistance, access to the Glades Area Food Bank and access to the Cooking Matters™ Nutrition Education Program, which teaches families how to prepare healthy meals on a tight budget.

Number of Unduplicated Clients to be Served	Actual Number of Unduplicated Clients Served
60	74

Outcome Statement:

30 of 60 (50%) of individuals served who increase disposable income for basic living expenses and maintain an increase for 90 days or more.

Outcome Percentage Achieved:

94% of individuals served who increase disposable income for basic living expenses and maintain an increase for 90 days or more.

THE HOMELESS COALITION

Program Name: Parks to Work

Program Award: \$85,088.00

Funding Category: Homelessness/Ad Valorem



The Parks to Work Program assists individuals who have been homeless for extended periods of time, with medical, substance use, and mental health issues in Palm Beach County parks. The Homeless Coalition will provide stipends and supplies to participants in the P2W Program.

Number of Unduplicated Clients to be Served
9

Program Name: Emergency Solutions Grant - CV Emergency Shelter

Program Award: \$166,000.00

Funding Category: Homelessness/Emergency Solutions Grant - CV



This program provides hotel emergency shelter services to individuals and families who are homeless, at imminent risk, or at risk of homelessness due to COVID-19.

Number of Unduplicated Clients to be Served
37 families



Program Name: Executive Director -The Homeless Coalition

Program Award: \$300,000.00

Funding Category: Homelessness/Ad Valorem

This is part of the ten-year agreement with the Homeless Coalition to fund the Coalition Executive Director and support staff to further the goals of the Community Plan.



Program Name: Hotel Emergency Shelter

Program Award: \$166,000.00

Program Amount Expended: \$148,112.65 (89%)

Funding Category: Homeless/Housing and Urban Development

This program provides hotel emergency shelter services to individuals and families who are homeless, at imminent risk, or at-risk of homelessness due to COVID-19. This contract ran from 6/1/2021-1/31/2022.

**Number of Unduplicated Clients
to be Served**

**Minimum of 23 persons/individuals or
family households will be served by the
Emergency Solutions Grant - CV**

THE LORD'S PLACE

Program Name: Permanent Supportive Housing

Program Award: \$307,428.00

Program Amount Expended: \$307,438.08(100%)

Funding Category: Homelessness/Financially Assisted Agency (FAA)



Programs offer weekly case management meetings, counseling, life skill classes and other services to combat intergenerational homelessness and prevent future homelessness by providing solution-focused housing in which each household receives the necessary time and tools to rebuild lives on an individualized, case-by-case basis. Program operates 86 permanent supportive housing units.

Number of Households to be Served	Actual Number of Households Served
120 (households)	108 (households)

Outcome Statement:

108/120 (90%) of formerly homeless households with disabling conditions served in permanent supportive housing will maintain permanent supportive housing or exit to permanent housing locations per 12-month fiscal year.

Outcome Percentage Achieved:

94% of formerly homeless households with disabling conditions served in permanent supportive housing will maintain permanent supportive housing or exit to permanent housing locations per 12-month fiscal year.



Program Name: Café Joshua

Program Award: \$50,000.00

Program Amount Expended: \$50,000.00 (100%)

Funding Category: Economic Stability/Financially Assisted Agency (FAA)

The program provides comprehensive employment services to homeless, formerly homeless and low-income Palm Beach County residents with barriers to employment that impede their work readiness and threaten their economic self-sufficiency.

Number of Unduplicated Clients to be Served	Actual Number of Unduplicated Clients Served
20	44

Outcome Statement:
10 out of 20 (50%) individuals will increase disposable income for basic living expenses and maintain an increase for 90 days or more.

Outcome Percentage Achieved:
79% will increase disposable income for basic living expenses and maintain an increase for 90 days or more.

Program Name: Homeless Resource Center (HRC) Operations

Program Award: \$214,731.00

Program Amount Expended: \$171,938.82 (80%)

Funding Category: Homelessness/Ad Volarem



This program provides a variety of supportive services to persons, individuals, and families experiencing homelessness, that include case management, navigation, employment counseling, engagement, interim housing, rapid rehousing, and permanent supportive housing.

Number of Unduplicated Clients to be Served	Actual Number of Unduplicated Clients Served
113	144

THE LORD'S PLACE

Program Name: ERA Application Navigation

Program Award: \$50,000.00

Funding Category: Emergency Rental Assistance (ERA)



This program is designed to respond to housing crisis relating to COVID-19. This program mediated disagreements between tenants and property owners. In addition assist with developing payment plans, temporary rent reductions, deferred payments or other creative solutions to prevent evictions and ultimately homelessness.

Number of Unduplicated Clients to be Served
400

Program Name: Homeless Prevention

Program Award: \$1,264,071.00

Funding Category: Homelessness/Emergency Solutions Grant



Emergency Solutions Grant-CV funds are used to prevent, prepare for and respond to the coronavirus pandemic among individuals and families who are homeless or receiving homeless prevention services.

Number of Unduplicated Clients to be Served
862



Program Name: Homeless Housing Services

Program Award: \$95,381.00

Funding Category: Homelessness/Ad Valorem

This program provides a variety of supportive services to individuals experiencing homelessness that include case management, navigation, employment counseling, engagement, and permanent supportive housing.

Number of Unduplicated Clients to be Served
17

Outcome Statement:

15 of 17 clients (88%) formerly homeless clients with disabling conditions will maintain permanent supportive housing or exit to permanent supportive housing during the program year.

THE SALVATION ARMY



Program Name: Parks to Work

Program Award: \$109,200.00

Program Amount Expended: \$73,400.00 (67%)

Funding Category: Homelessness/Ad Valorem

The Parks to Work Program assists individuals who have been homeless for extended periods of time, with medical, substance use, and mental health issues in Palm Beach County parks. The program provides shelter, case management, employment assistance, and rapid rehousing or permanent supportive housing placement assistance.

Number of Unduplicated Clients to be Served
9



Program Name: Rapid Rehousing

Program Award: \$86,221.00

Program Amount Expended: \$86,221.00 (67%)

Funding Category: Homelessness/Emergency Solutions Grant

The program will help families experiencing a homeless crisis through case management, food, maintenance, security, equipment, insurance, and supplies for emergency shelter.

Number of Unduplicated Clients to be Served
59

THE VOLEN CENTER

Program Name: Transportation Services

Program Award: \$872,138.00

Program Amount Expended: \$872,138.00 (100%)

Funding Category: Strategic Partnership/Financially Assisted Agency (FAA)



The Volen Center Transportation Program offers door-to-door transportation that is specifically for the elderly who need to access medical care and transportation services aimed to avoid isolation.

As a response to the COVID-19 pandemic, the Program also delivered food to the elderly so that they could continue to access nutritious meals and avoid community exposure to the virus.

Number of Unduplicated Clients to be Served
876

Highlights

- ▶ The Volen Center increased the unduplicated client count by 52% in one year.

Program Name: Match Funds

Program Award: \$321,997.00

Program Amount Expended: \$321,997.00 (100%)

Funding Category: Strategic Partnership/Financially Assisted Agency (FAA)



The match funds received by FAA for Community Care for the Elderly (CCE) and Older Americans Act (OAA) programs assist the Volen Center in providing services to seniors in Palm Beach County so they are able to live independently in their home(s) or with the support of a caregiver.

Number of Unduplicated Clients to be Served
1,170

UNITED WAY OF PALM BEACH COUNTY

Program Name: Emergency Rental Assistance Application Review

Program Award: \$20,000.00

Funding Category: Emergency Rental Assistance (ERA)



This program is designed to respond to housing crisis relating to COVID-19. This program mediated disagreements between tenants and property owners. In addition assist with developing payment plans, temporary rent reductions, deferred payments or other creative solutions to prevent evictions and ultimately homelessness.

Number of Unduplicated Clients to be Served
333

Program Name: Volunteer Income Tax Assistance (VITA)

Program Award: \$28,904.00

Program Amount Expended: \$28,904.00 (100%)

Funding Category: Strategic Partnership/Financially Assisted Agency (FAA)



United Way of Palm Beach County's Volunteer Income Tax Assistance Program (VITA) helps to strengthen family financial stability through utilization of Earned Income Tax Credit (EITC) and providing free tax preparation services. Families end up with more money in their pockets because they do not have to pay to have their taxes to be prepared and filed, they claim all eligible tax credits and get the maximum refund possible.

Number of Unduplicated Clients to be Served	Actual Number of Unduplicated Clients Served
5,900	6,843

Outcome Statement:

6,843 of 6,843 (100%) low-income individuals will increase their disposable income for basic living expenses by receiving a refund and decrease usage of paid tax preparation services.

Outcome Percentage Achieved:

100% of low-income individuals will increase their disposable income for basic living expenses by receiving a refund and decrease usage of paid tax preparation services.



Program Name: Hunger Relief

Program Award: \$45,000.00

Program Amount Expended: \$45,000.00 (100%)

Funding Category: Emergency Rental Assistance (ERA)

The Vice-President of Hunger Relief works alongside community stakeholders and partners to implement the Hunger Relief plan by identifying barriers and implementing initiatives, educating the community, and advocating for systematic change. Hunger Relief is the central point of contact for businesses, faith-based entities and others who are interested in donating or distributing food during this the COVID-19 pandemic.

Number of Unduplicated Clients to be Served
181,340

Program Name: Mackenzie Scott Strategic Plan

Program Award: \$4,259,858.00

Funding Category: American Rescue Plan Act (ARPA)



The United Way of Palm Beach County Mackenzie Scott Strategic Plan outlines three strategies for Hunger Relief: Facilitating cross-system and intra-system collaboration, expanding hunger relief system capacity, and expanding hunger relief pantry capacity. This funding seeks to expand the Palm Beach County Food Bank.

Deliverables

- ▶ Increase food bank capacity
- ▶ Build out commercial kitchen and processing facility

VITA NOVA



Program Name: Permanent Supportive Housing

Program Award: \$160,715.00

Program Amount Expended: \$160,715.30 (100%)

Funding Category: Homelessness/Financially Assisted Agency (FAA)

The program will add a permanent supportive housing option for young adults with disabilities aged 18 – 25. Permanent Housing options for this population will dovetail with the programs that are currently in place to prevent homelessness.

Number of Unduplicated Clients to be Served	Actual Number of Unduplicated Clients Served
8	7

Outcome Statement:

6 out of 8 youths (75%) served in permanent supportive housing will maintain permanent supportive housing or exit to permanent housing location in fiscal year.

Outcome Percentage Achieved:

100% of served in permanent supportive housing will maintain permanent supportive housing or exit to permanent housing location in fiscal year.

Program Name: Homeless Prevention

Program Award: \$277,782.00

Program Amount Expended: \$264,498.34 (95%)

Funding Category: Homelessness/Emergency Solutions Grant



This program seeks to increase self-sufficiency of individuals served by supporting them through their efforts of identifying goals that will optimize their success and linking clients to supportive social networks that will increase personal stabilization and ultimately community integration.

Number of Unduplicated Clients to be Served
148

Outcome Statement:

80% of Participants will remain housed.

Outcome Percentage Achieved:

76% Participants will remain housed.

WAYSIDE HOUSE

Program Name: Partial Hospitalization Program

Program Award: \$480,000.00

Program Amount Expended: \$124,300.00 (26%)

Funding Category: Behavioral Health/Financially Assisted Agency (FAA)



This program provides substance use rehabilitation services for women to overcome their addiction, but are not able to enter a full residential program because of employment, child care or other issues. Treatment of secondary co-occurring mental health disorders and Medical Assisted Treatment (MAT) are accepted.

Number of Unduplicated Clients to be Served	Actual Number of Unduplicated Clients Served
72	25

Outcome Statement:

58 of 72 (80%) of women/clients will improve at least one point in at least 3 domains on the RCI™ from program admission to discharge during FY.

Outcome Percentage Achieved:

89% of women/clients will improve at least one point in at least 3 domains on the RCI™ from program admission to discharge during FY.

YWCA PALM BEACH COUNTY



Program Name: Harmony House (Domestic Violence)

Program Award: \$121,234.00

Program Amount Expended: \$121,234.00 (100%)

Funding Category: Homelessness/Financially Assisted Agency (FAA)

This program is a 72-bed emergency domestic violence shelter for women and child victims of domestic violence who are in imminent danger of harm and receive victim-centered and empowerment-based services.

Number of Households to be Served	Actual Number of Households Served
75	152

Outcome Statement:

60 of 75 (80%) of households consisting of victims and dependents exiting shelter will enter permanent safe housing each fiscal year.

Outcome Percentage Achieved:

77% of households consisting of victims and dependents exiting shelter will enter permanent safe housing each fiscal year.



Program Name: Emergency Solutions Grant Emergency Shelter

Program Award: \$60,427.00

Program Amount Expended: \$60,427.00 (100%)

Funding Category: Homelessness/Housing and Urban Development

This program assists people experiencing homelessness, or at risk for homelessness, including those fleeing domestic violence

Number of Households to be Served
75

Outcome Statement:

80% households consisting of victims and dependents exiting shelter will move to safe permanent housing.

Outcome Percentage Achieved:

48% households consisting of victims and dependents exiting shelter will move to safe permanent housing.

Community Services Department thanks all of their partner agencies throughout FY22!

We appreciate your hard work!

211 Palm Beach/Treasure Coast	Habilitation Center for the Handicapped
Adopt-A-Family of the Palm Beaches	Hanley Center Foundation
Aid to Victims of Domestic Abuse (AVDA)	Healthcare District of Palm Beach County
Aids Healthcare Foundation	Housing & Education Alliance, Inc
Alzheimer's Community Care	Jeff Industries
American Association of Caregiving Youth	Legal Aid Society
Boys Town South Florida	Midway Specialty Care
CareerSource	Monarch Health Services
Catholic Charities of Palm Beach	Morse Life
Center for Child Counseling	Palm Beach County Food Bank
Coalition for Independent Living Options	Palm Beach County Housing Authority
Community Childcare Center of Delray Beach (DBA: Achievement Centers)	Palm Beach Behavioral Health Coalition
Community Partners of South Florida	Palm Health Foundation
Compass	Pathways to Prosperity
Credit Card Management Services	Rapid Results Institute
CROS Ministries	Rebel Recovery
Division of Human Services and Community Action Program	Seagull Industries
Division of Senior and Veterans Services	South County Mental Health Center
Drug Abuse Foundation	Southeast Florida Behavioral Health Network
Drug Abuse Treatment Association	The Arc of the Glades
El Sol, Jupiter's Neighborhood Resource Center (JNRC)	The Arc of Palm Beach County
Estellas Brilliant Bus	The Glades Initiative
Families First of Palm Beach County	The Homeless Coalition
Farmworker Coordinating Council	The Lord's Place
Florida Association of Recovery Residences	The Povarello Center
Florida Atlantic University	The Salvation Army
Florida Rural Legal Services	The Volen Center
Florida Department of Health	Treasure Coast Health Council
For the Children	United Way of Palm Beach County
FoundCare	Vita Nova
Gratitude House	Wayside House
Gulfstream Goodwill Industries	YWCA Palm Beach County

